



**POLES & LIGHTING**

# AVPL-RTA-18' • ROUND TAPERED ALUMINUM SERIES • .188 WALL THICKNESS

## ALUMINUM POLE SPECIFICATIONS:

**SHAFT:** One-piece extruded 6063-T6 aluminum tapered alloy tube treated T6 temper. Available in .125, .188, .226 and .250 wall thickness

**ANCHOR BASE:** Cast from A356 aluminum alloy and heat treated to T6 temper. Base plate and shaft are circumferentially welded top and bottom. The anchor base is provided with slotted holes.

**ANCHOR BOLTS:** Fabricated from carbon steel bar with minimum-yield. Strength of 55,000 PSI. Galvanized, per ASTM A-153. Each anchor bolt is furnished with two hex nuts and two flat washers.

**BASE BOLT COVER:** Two-piece standard full base cover is fabricated from heavy gauge quality carbon steel and pretreated with corrosion inhibitors. Provided with S304 stainless steel hardware. Spun and cast aluminum covers are available.

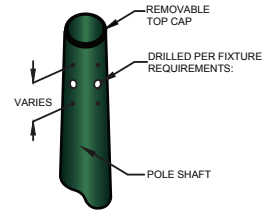
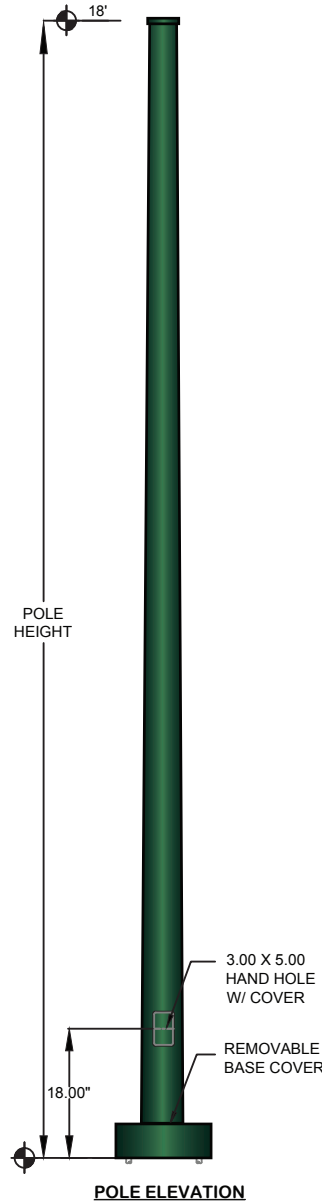
**GROUNDING:** Provision; 3/8-16 Threaded stud welded to inner shaft wall opposite hand hole. Flat washer and hex nut provided.

**HAND HOLE:** Reinforced 3" x 5" hand hole is located 18" above base. Cover and attachment hardware provided. Location at 90 deg. from drilling.

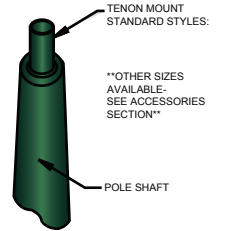
**HARDWARE:** S304 stainless steel

**TOP CAP:** Removable top cap provided with drill-mount poles.

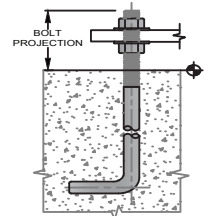
**FINISH:** TGIC thermoset polyester powder coat finish is electrostatically applied at a 3.0 mil nominal thickness. A five stage metal pretreatment process and sealer provide maximum corrosion resistance. The powder top coat is baked in excess of 400 degrees for supreme endurance.



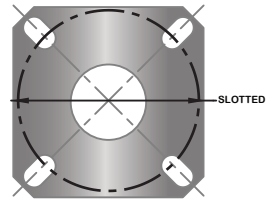
**DRILLED MOUNT STYLES**



**TENON MOUNT STYLES**



**ANCHOR BOLT**  
MINIMUM.....3 1/2"  
MAXIMUM.....3 3/4"



**AL-5 TEMPLATE**  
11.00 X 11.00 X 1.00 ANCHOR PLATE  
11.75" DIA. BOLT CIRCLE

POLE DIMENSIONS				
POLE HEIGHT	TOP DIA. SIZE (in.)	BOTTOM DIA. SIZE (in.)	GAUGE	MOUNTING HEIGHT (ft.)
Per Pole Schedule	SEE SCHEDULE	SEE SCHEDULE	.188	Per Pole Height

BASE PLATE DIMENSIONS			
BOLT CIRCLE (in.)	BASE PLATE DIM. (in.)	BOLT HOLE (in.)	PLATE THICKNESS (in.)
Per Pole Schedule	11.00 sq.	Per Schedule	1.00

ANCHOR BOLT DIMENSIONS		ALLOWABLE WIND LOADING*
ANCHOR BOLT DIA. (in.)	ANCHOR BOLT LENGTH (in.)	
1.00	Per Schedule	Calculations are based on sustained Wind forces plus additional 1.3 wind gust. *SQ.FT

MAXIMUM EPA - SQ. FT.					
CATALOG NUMBER	MAX. FIXT. WT.	100 MPH	90 MPH	80 MPH	70 MPH
1853-188	100	4.3	5.8	7.8	11.0

### STANDARD COLORS AND FINISHES



OTHER COLORS AND FINISHES AVAILABLE - SEE ACCESSORIES CUTSHEET.

RTA POLES	CATALOG	POLE SCHEDULE					MOUNTING OPTIONS					FINISH	
		NO.	AVPL-RTA-18 ROUND TAPERED ALUMINUM SERIES					1@90°	2@180°	2@90°	3@90°		4@90°
			POLE HEIGHT	SHAFT SIZE	WALL GAUGE	BOLT CIRCLE	ANCHORAGE	○	○-○	○-○	○-○-○		○-○-○-○
	1853-188	18'	5.0" X 3.0"	.188	11 3/4"	1" X 36" X 4"	DRILLED DM19 (1@90°) DM28 (2@180°) DM29 (2@90°) DM39 (3@90°) DM49 (4@90°)	TENON PT23 (2-3/8" O.D. x 4") PT27 (2-7/8" O.D. x 4") OTHER (SPECIFY):	ARM STYLE SPECIFY (SEE ARM CUTSHEET SPECS)	STANDARD: DBZ BLK WHT GRY GRN  OPTION: ANOD			

ORDER LOGIC:	SERIES	POLE HEIGHT	SHAFT SIZE	WALL GAUGE	BOLT CIRCLE	MOUNTING OPTIONS:	ARM STYLE	FINISH
EXAMPLE: AVPL-RTA-18-53-188-DM19-XX-GRN-XX	AVPL-RTA	-	-	-	188	DRILLED / TENON	-	-