



POLES & LIGHTING

AVPL-RTS-35-40 • ROUND TAPERED STEEL SERIES • 7 GA. (.180 HEAVY WALL)

STEEL POLE SPECIFICATIONS:

SHAFT: Commercial-quality, hot-rolled, carbon steel tubing with a minimum yield strength of 55,000 PSI, conforms to ASTM A-595 grade A. Uniform wall thickness of 11 Gauge (.120) or 7 Gauge (.180). Shaft have a uniform taper of approximately .14" for foot.

ANCHOR BASE: Fabricated from hot-rolled carbon steel plate conforming to ASTM A36 that meets or exceeds minimum yield strength of 36,000 PSI. Base plate and shaft is circumferentially welded top and bottom.

ANCHOR BOLTS: Fabricated from hot-rolled carbon steel bar with minimum yield strength of 55,000 PSI. Bolt are fully galvanized and conform to ASTM-F1554 A55. Each bolt is furnished with two hex nuts and two flat washers.

BASE BOLT COVER: Two-piece standard full base cover is fabricated from heavy gauge quality carbon steel and pretreated with corrosion inhibitors. Provided with S304 stainless steel hardware. Spun and cast aluminum covers are available.

GROUNDING: Provision; 3/8-16 Threaded stud welded to inner shaft wall opposite hand hole. Flat washer and hex nut provided.

HAND HOLE: Reinforced 3" x 5" hand hole is located 18" above base. Cover and attachment hardware provided. Location at 90 deg. from drilling.

HARDWARE: S304 stainless steel

TOP CAP: Removable top cap provided with drill-mount poles.

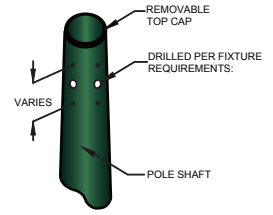
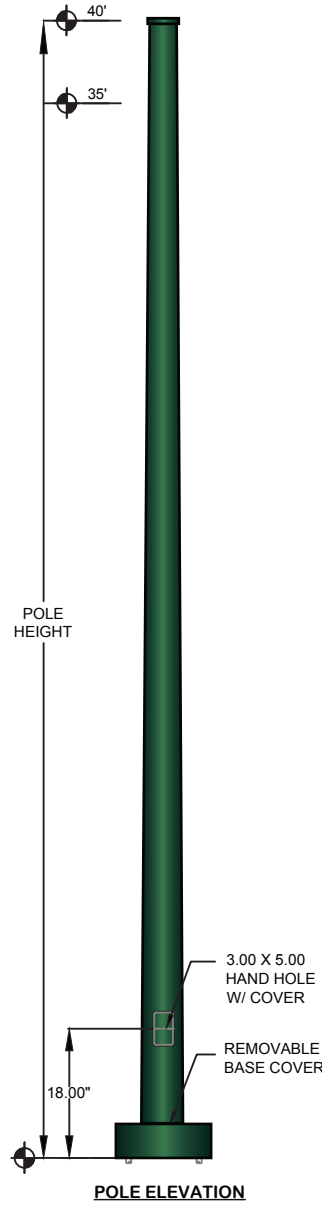
FINISH: TGIC thermoset polyester powder coat finish is electrostatically applied at a 3.0 mil nominal thickness. A five stage metal pretreatment process and sealer provide maximum corrosion resistance. The powder top coat is baked in excess of 400 degrees for supreme endurance.

| POLE DIMENSIONS | | | | | |
|-------------------|---------------------|------------------------|-------|-----------------------|--|
| POLE HEIGHT | TOP DIA. SIZE (in.) | BOTTOM DIA. SIZE (in.) | GAUGE | MOUNTING HEIGHT (ft.) | |
| Per Pole Schedule | SEE SCHEDULE | SEE SCHEDULE | 7 | Per Pole Height | |

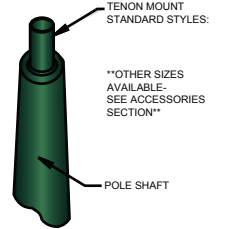
| BASE PLATE DIMENSIONS | | | |
|-----------------------|---------------------------|-----------------|-----------------------|
| BOLT CIRCLE (in.) | BASE PLATE DIM. (in. sq.) | BOLT HOLE (in.) | PLATE THICKNESS (in.) |
| Per Pole Schedule | 13.50 sq. | Per Schedule | 1.00 |

| ANCHOR BOLT DIMENSIONS | | ALLOWABLE WIND LOADING* |
|------------------------|--------------------------|---|
| ANCHOR BOLT DIA. (in.) | ANCHOR BOLT LENGTH (in.) | |
| 1.00 | Per Schedule | Calculations are based on sustained Wind forces plus additional 1.3 wind gust. *SQ.FT |

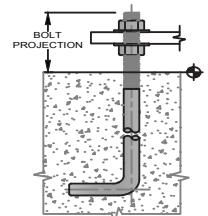
| MAXIMUM EPA - SQ. FT. | | | | | |
|-----------------------|----------------|---------|--------|--------|--------|
| CATALOG NUMBER | MAX. FIXT. WT. | 100 MPH | 90 MPH | 80 MPH | 70 MPH |
| 35-7 | --- | --- | --- | --- | --- |
| 40-7 | 550 | 15.6 | 18.9 | 24.7 | 30.6 |



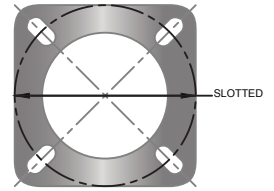
DRILLED MOUNT STYLES



TENON MOUNT STYLES



ANCHOR BOLT
MINIMUM.....3 1/2"
MAXIMUM.....3 3/4"



STL-3 TEMPLATE
13.50 X 13.50 X 1.00 ANCHOR PLATE
13.50" DIA. BOLT CIRCLE

STANDARD COLORS AND FINISHES



OTHER COLORS AND FINISHES AVAILABLE - SEE ACCESSORIES CUTSHEET.

| RTS POLES | CATALOG | POLE SCHEDULE | | | | | MOUNTING OPTIONS | | | | | FINISH |
|-----------|--------------|---------------|---|------------|--------------------|--------------------------------|--|---|--|-------|---------|---|
| | | NO. | AVPL-RTS-35-40 ROUND TAPERED STEEL SERIES | | | | | 1@90° | 2@180° | 2@90° | 3@90° | |
| | 35-7 40-7 | POLE HEIGHT | SHAFT SIZE | WALL GAUGE | BOLT CIRCLE | ANCHORAGE | ○ | ○—○ | ○—○ | ○—○—○ | ○—○—○—○ | STANDARD: DBZ BLK WHT GRY GRN OPTION: GALV |
| | | 35' 40' | 8.5 X 3.5 9.0 X 3.6 | 7 7 | 13 1/4" 13 1/2" | 1" X 36" X 4" 1" X 36" X 4" | DRILLED DM19 (1@90°) DM28 (2@180°) DM29 (2@90°) DM39 (3@90°) DM49 (4@90°) | TENON PT23 (2-3/8" O.D. x 4") PT27 (2-7/8" O.D. x 4") OTHER (SPECIFY): | ARM STYLE SPECIFY (SEE ARM CUTSHEET SPECS) | | | |

| ORDER LOGIC: | SERIES | POLE HEIGHT | SHAFT SIZE | WALL GAUGE | BOLT CIRCLE | MOUNTING OPTIONS: | ARM STYLE | FINISH |
|---|----------|-------------|------------|------------|-------------|-------------------|-----------|--------|
| EXAMPLE: AVPL-RTS-35-85X35-11-DM19-XX-GRN-XX | AVPL-RTS | - | - | - | 7 | - | - | - |