



POLES & LIGHTING

AVPL-SSS-5" • SQUARE STRAIGHT STEEL SERIES • 11 GA. (.120 STANDARD WALL)

STEEL POLE SPECIFICATIONS:

SHAFT: Commercial-quality, hot-rolled, carbon steel tubing with a minimum yield strength of 46,000 PSI, conforms to ASTM A500 grade B.

ANCHOR BASE: Fabricated from hot-rolled carbon steel plate conforming to ASTM A36 meets or exceeds minimum yield strength of 36,000 PSI. All welds shall conform to AWS D1.1. Base plate and shaft is circumferentially welded top and bottom.

ANCHOR BOLTS: Fabricated from hot-rolled carbon steel bar with minimum yield strength of 55,000 PSI. Bolt are fully galvanized and conform to ASTM-F1554 A55. Each bolt is furnished with two hex nuts and two flat washers.

BASE BOLT COVER: Two-piece standard full base cover is fabricated from heavy gauge quality carbon steel and pretreated with corrosion inhibitors. Provided with S304 stainless steel hardware. Spun and cast aluminum covers are available.

GROUNDING: Provision; 3/8-16 Threaded stud welded to inner shaft wall opposite hand hole. Flat washer and hex nut provided.

HAND HOLE: Reinforced 3" x 5" hand hole is located 18" above base. Cover and attachment hardware provided. Location at 90 deg. from drilling.

HARDWARE: S304 stainless steel

TOP CAP: Removable top cap provided with drill-mount poles

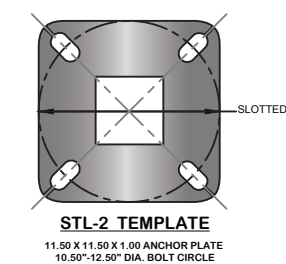
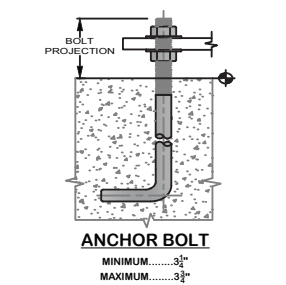
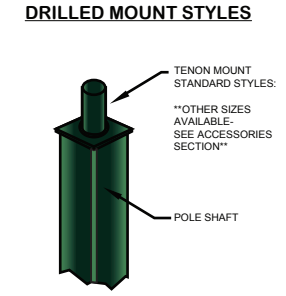
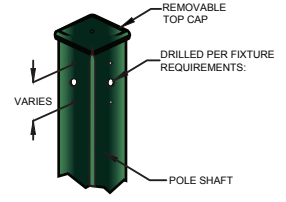
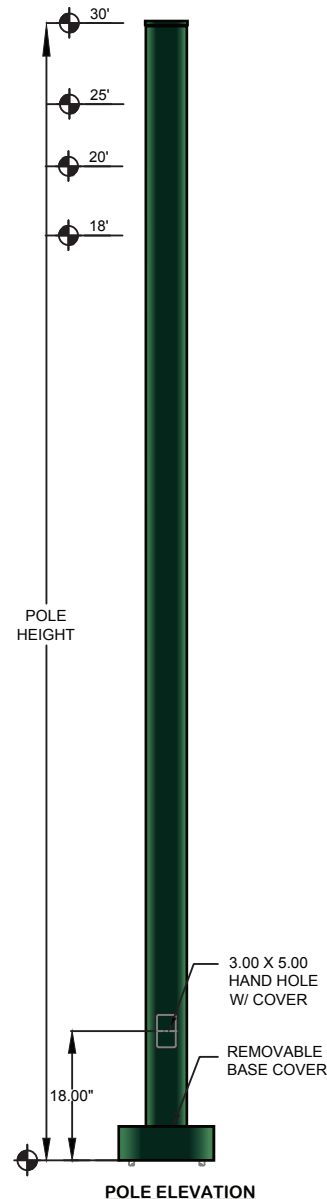
FINISH: TGIC thermoset polyester powder coat finish is electrostatically applied at a 3.0 mil nominal thickness. A five stage metal pretreatment process and sealer provide maximum corrosion resistance. The powder top coat is baked in excess of 400 degrees for supreme endurance.

POLE DIMENSIONS				
POLE HEIGHT	TOP DIA. SIZE (in.)	BOTTOM DIA. SIZE (in.)	GAUGE	MOUNTING HEIGHT (ft.)
Per Pole Schedule	5.00	5.00	11	Per Pole Height

BASE PLATE DIMENSIONS			
BOLT CIRCLE (in.)	BASE PLATE DIM. (in.)	BOLT HOLE (in.)	PLATE THICKNESS (in.)
Per Pole Schedule	11.50 sq.	Per Schedule	1.00

ANCHOR BOLT DIMENSIONS		ALLOWABLE WIND LOADING*
ANCHOR BOLT DIA. (in.)	ANCHOR BOLT LENGTH (in.)	
1.00	Per Schedule	Calculations are based on sustained Wind forces plus additional 1.3 wind gust. *SQ.FT

MAXIMUM EPA - SQ. FT.					
CATALOG NUMBER	MAX. FIXT. WT.	100 MPH	90 MPH	80 MPH	70 MPH
185-11	400	11.1	14.7	20.4	27.2
205-11	400	8.8	12.2	16.8	23.5
255-11	400	5.3	6.7	10.0	14.8
305-11	350	N/A	3.0	5.9	7.7



STANDARD COLORS AND FINISHES

DBZ (dark bronze)	BLK (black)	WHT (white)	GRY (grey)	GRN (green)	GALV (galvanized)

OTHER COLORS AND FINISHES AVAILABLE – SEE ACCESSORIES CUTSHEET.

SSS 5" POLES	CATALOG NO.	POLE SCHEDULE					MOUNTING OPTIONS					FINISH
		AVPL-SSS-5" SQUARE STRAIGHT STEEL SERIES					1@90°	2@180°	2@90°	3@90°	4@90°	
		POLE HEIGHT	SHAFT SIZE	WALL GAUGE	BOLT CIRCLE	ANCHORAGE						
	185-11	18'	5" X 5"	11	11 1/2"	1" X 36" X 4"	DRILLED DM19 (1@90°) DM28 (2@180°) DM29 (2@90°) DM39 (3@90°) DM49 (4@90°)	TENON PT23 (2-3/8" O.D. x 4") PT27 (2-7/8" O.D. x 4") OTHER (SPECIFY):	ARM STYLE SPECIFY (SEE ARM CUTSHEET SPECS)	STANDARD: DBZ BLK WHT GRY GRN OPTION: GALV		
	205-11	20'	5" X 5"	11	11 1/2"	1" X 36" X 4"						
	255-11	25'	5" X 5"	11	11 1/2"	1" X 36" X 4"						
	305-11	30'	5" X 5"	11	11 1/2"	1" X 36" X 4"						

ORDER LOGIC:	SERIES	POLE HEIGHT	SHAFT SIZE	WALL GAUGE	BOLT CIRCLE	MOUNTING OPTIONS:	FINISH
EXAMPLE: AVPL-SSS-20-5-11-DM19-XX-GRN-XX	AVPL-SSS	-	5	-	11	DRILLED / TENON	-