



NAME: LED Retrofit Kits

P/N: SNC-RKNUS-45WV1 (Stent Installation)

SNC-RK-45WA1 (Helixscrew/E26+E39)

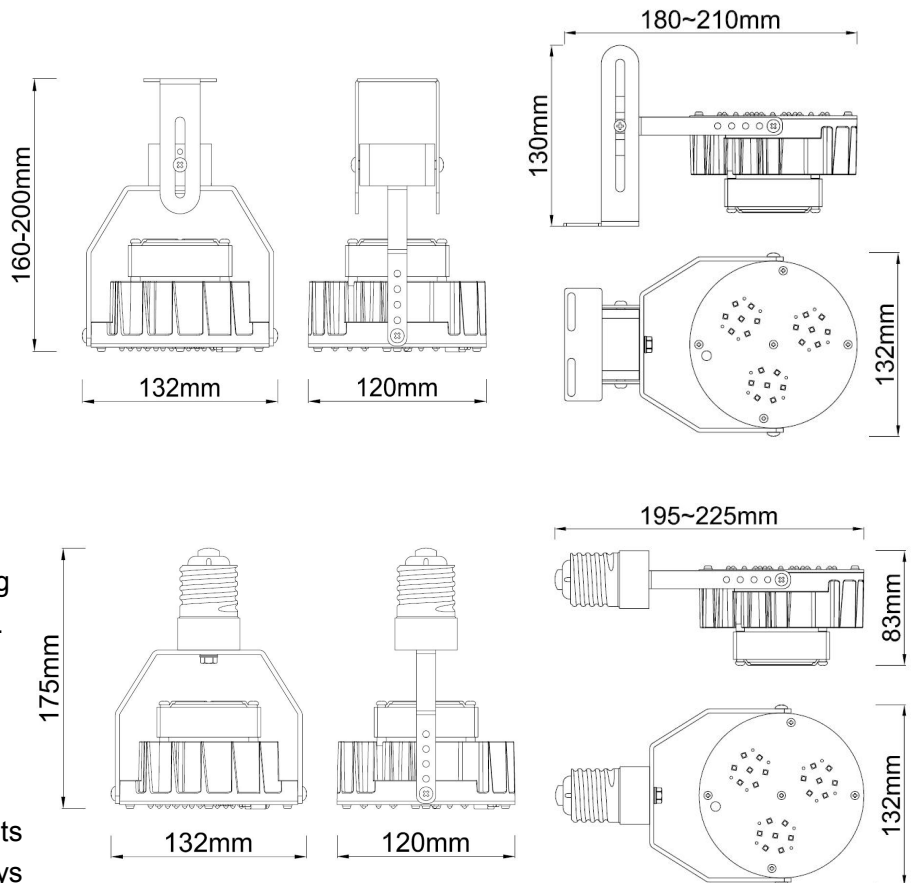
SNC-RK-45WA1E39 (Helixscrew/E39)

Advantage:

- UL cUL CE RoHS certificate
- CREE Chip, SUNON fan
- High CRI
- Mean Well IP65 driver, Input voltage 100-277Vac
- No UV or IR in the beam
- Easy to install and operate
- Energy saving, long service life
- Light is soft and uniform, safe to eyes
- Instant start, NO flickering, NO humming
- Green and eco-friendly without mercury.

Application:

- ◆ Street lights 、 Shoeboxes 、 Flood lights
- Wall Packs 、 Canopy lights 、 High bays





Product Specifications

Product name	LED Retrofit Kits
Part No	SNC-RKNUS-45WV1 or SNC-RK-45WA1 or SNC-RK-45WA1E39
Dimension	132x120x(160~200)mm---SNC-RKNUS-45WV1 (180~210)x132x130mm---SNC-RKNUS-45WV1 175x132x120mm---SNC-RK-45WA1 / SNC-RK-45WA1E39 (195~225)x132x83 mm---SNC-RK-45WA1 / SNC-RK-45WA1E39

Technical Characteristic

Color temperature	2700 - 6500K
CRI	>70
Lumen	4300 - 5100LM
Input Power	45W
Viewing Angle	120°
Input Voltage	100-277Vac 50/60Hz
Driver model	HLG-60H-24A (Mean Well Driver)
PF	>0.9
Equivalent	350W incandescent / 100W CFL

Materials

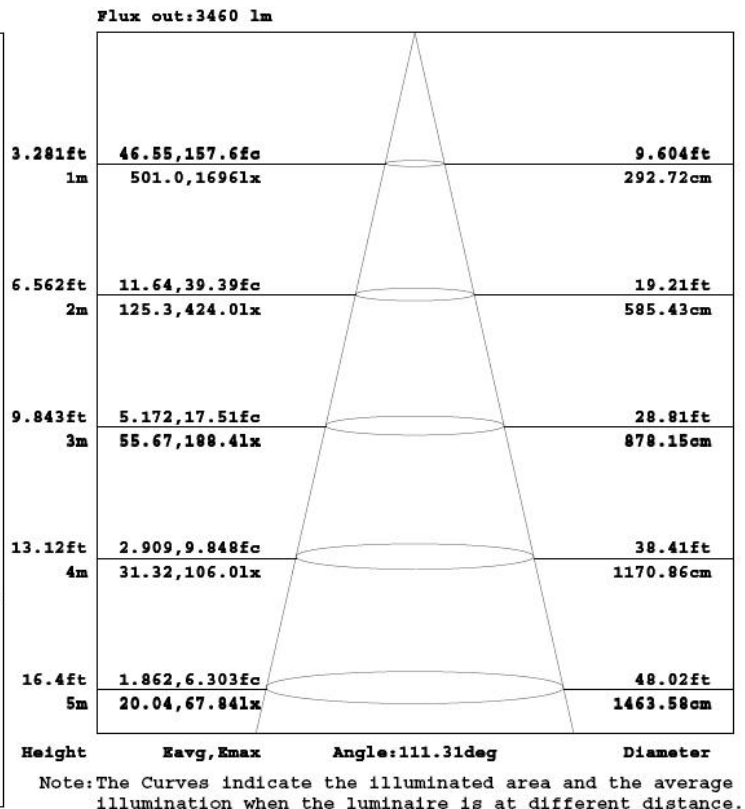
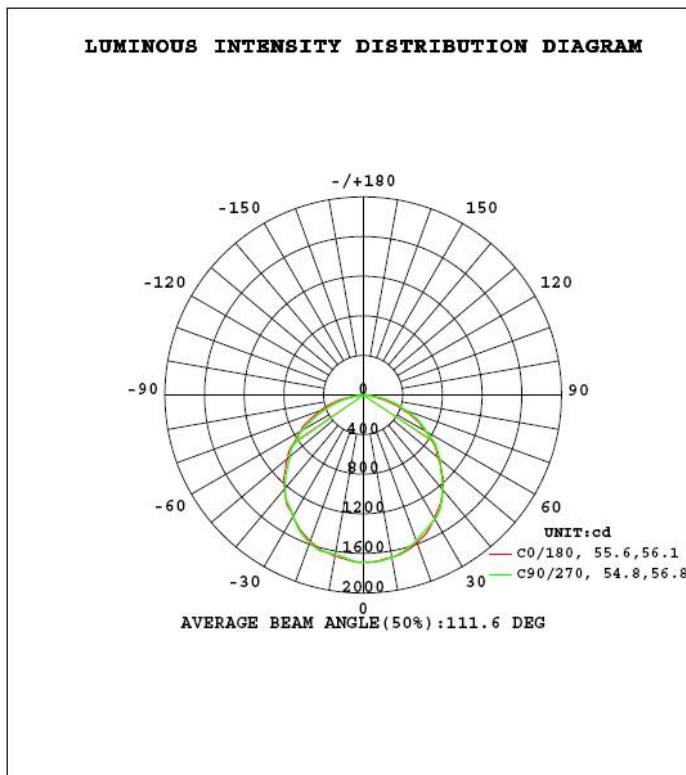
LED Brand	CREE
LED Type	XTE (1-5W)
LED QTY	21 PCS
Housing	Aluminum
Housing color	Gray

Others

Operating Temperature	-20°C TO 45°C
Operating Humidity	20%-90% RH
Storage Temperature	-30°C TO 80°C
Storage Humidity	10%-95%
Application	Street lights、Shoebboxes、Flood lights、Wall Packs、Canopy lights、High bays
Safety Certification	UL、cUL、CE、RoHS
Warranty Time	5 Years

Light Distribution Testing Parameters

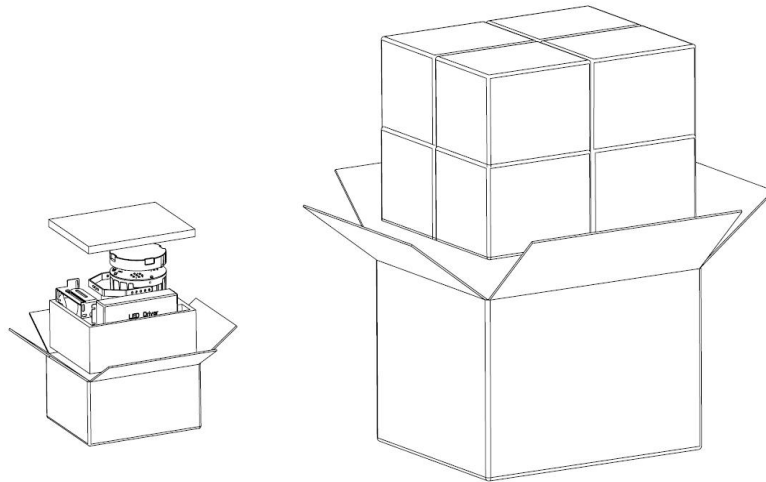
DATA OF LAMP		PHOTOMETRIC DATA Eff: 104.33 lm/W			
MODEL	LED Retrofit Kits	Imax(cd)	1695	S/MH(C0/180)	1.25
NOMINAL POWER(W)	45	LOR(%)	100.0	S/MH(C90/270)	1.24
RATED VOLTAGE(V)	120	TOTAL FLUX(lm)	4662.7	η UP, DN(C0-180)	0.0, 51.1
NOMINAL FLUX(lm)	4662.68	CIE CLASS	DIRECT	η UP, DN(C180-360)	0.1, 48.8
LAMPS INSIDE	1	η up(%)	0.1	CIBSE SHR NOM	1.25
TEST VOLTAGE(V)	120.0	η down(%)	99.9	CIBSE SHR MAX	1.35



Package

Lamps Net Weight: 1.5 KG / PC

	Size	Qty/Carton	Weight/Carton
Inner box	27 x 22 x 13 CM	1	2 KG
Outer box	56 x 45 x 29 CM	8	17 KG



Notice For User

- ◆ Please turn off power before install or change assembly parts.
- ◆ The input voltage and lamps should be matched, after connecting the power line, Please make sure the wiring section is insulated.
- ◆ No-professionals, must not install and disassemble the lamps.

Trouble Shootings

Troubles	Check points
Flickering of the light	Turn off the power and turn on again in 3 minutes. If same phenomena occur, then call agencies
Out of working	Please check the connection