

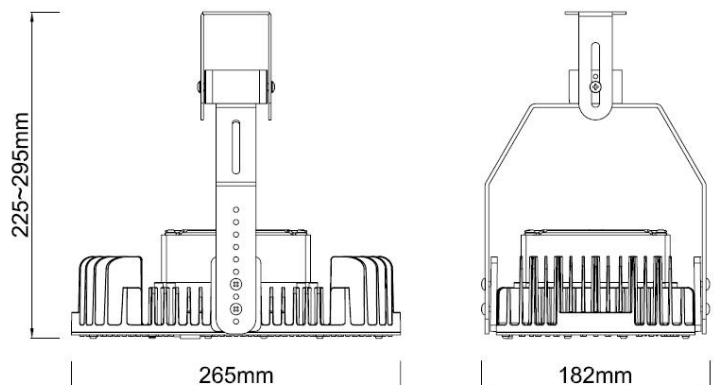
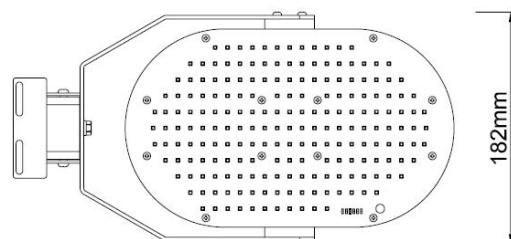
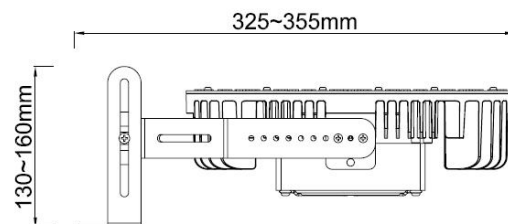


NAME: LED Retrofit Kits

P/N: SNC-RKPUS-200WD2

Advantage:

- UL cUL DLC certificate
- PHILIPS Chip, SUNON fan
- high CRI
- Mean Well IP65 driver,
Input voltage 100-277VAC
- No UV or IR in the beam
- Easy to install and operate
- Energy saving, long service life
- Light is soft and uniform, safe to eyes
- Instant start, NO flickering, NO humming
- Green and eco-friendly without mercury.



Application:

- ◆ Outdoor Pole/Arm-mounted Area and Roadway Luminaires.
- ◆ High-bay Luminaires for Commercial and Industrial Buildings.



Product Specifications

Product name	LED Retrofit Kits
Part No	SNC-RKPUS-200WD2
Light Type	Retrofit Kits
Dimension	(325-355) *182* (130-160) mm 265*182* (225-295) mm

Technical Characteristic

Color temperature	4000K	4500K	5000K	5700K
CRI	>80			
Lumen	20000-27000LM			
Input Power	200W			
Viewing Angle	120 Degree			
Input Voltage	100-277VAC 50/60Hz			
Driver model	HLG-240H-54B(Mean Well Driver)			
PFC	>0.9			
Equivalent	1500W incandescent / 500W CFL			
Waterproof Rating	IP40			

Materials

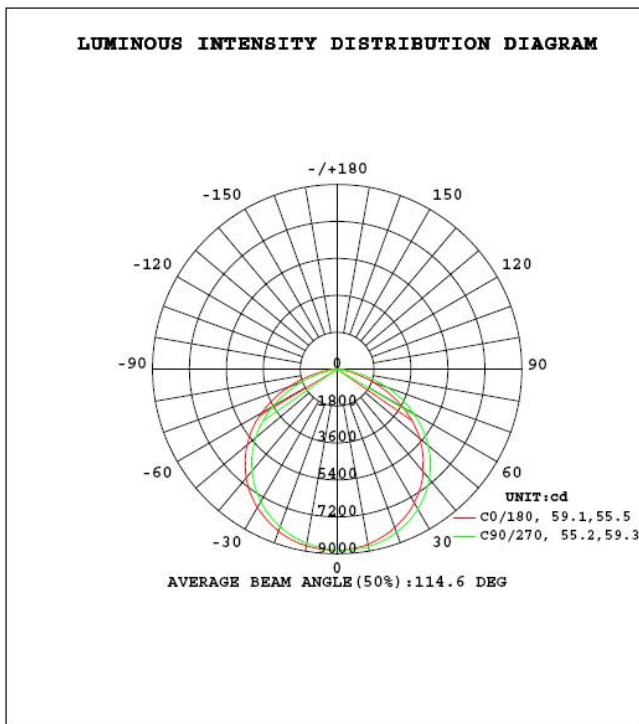
LED Brand	PHILIPS
LED Type	3030, 1.5W
LED QTY	245 PCS
Housing	Aluminum
Housing color	Gray

Others

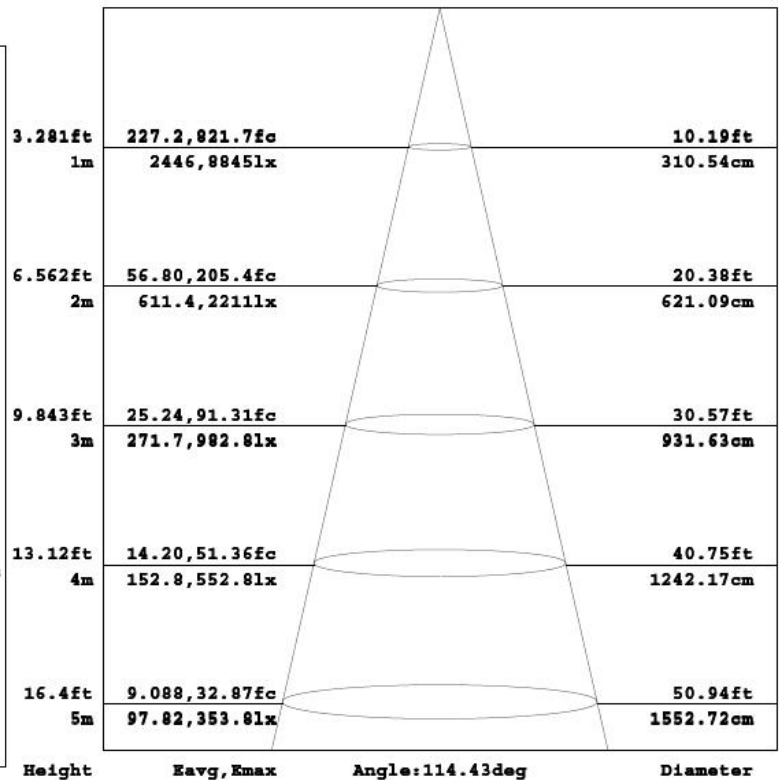
Operating Temperature	-20℃ TO 45℃
Operating Humidity	20%-90% RH
Storage Temperature	-30℃ TO 80℃
Storage Humidity	10%-95%
Application	Outdoor Pole/Arm-mounted Area and Roadway Luminaires High-bay Luminaires for Commercial and Industrial Buildings
Safety Certification	UL、cUL、DLC
Warranty Time	5 Years

Light Distribution Testing Parameters

DATA OF LAMP		PHOTOMETRIC DATA Eff: 119.60 lm/W			
MODEL	SNC-RKPUS-200WD2-4000K	Imax(cd)	8837	S/MH(C0/180)	1.31
NOMINAL POWER (W)	200	LOR(%)	100.0	S/MH(C90/270)	1.26
RATED VOLTAGE (V)	120	TOTAL FLUX(lm)	25242	η UP, DN(C0-180)	0.1, 51.7
NOMINAL FLUX(lm)	25241.6	CIE CLASS	DIRECT	η UP, DN(C180-360)	0.1, 48.1
LAMPS INSIDE	1	η up (%)	0.2	CIBSE SHR NOM	1.25
TEST VOLTAGE (V)	120.0	η down (%)	99.8	CIBSE SHR MAX	1.35



Flux out: 19677 lm

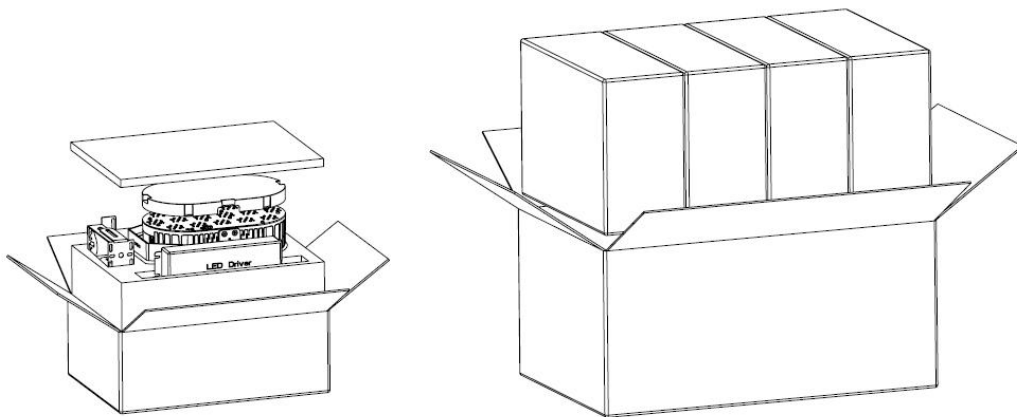


Note: The Curves indicate the illuminated area and the average illumination when the luminaire is at different distance.

Package

Lamps Net Weight: 3.8 Kg/pcs

	Size	Qty/Carton	Weight/Carton
inner box	41*29*16 CM	1	4.7 kg
Outer box	65*42*31 CM	4	19.8 kg



Notice For User

- ◆ Please turn off power before install or change assembly parts.
- ◆ The input voltage and lamps should be matched, after connecting the power line, Please make sure the wiring section is insulated.
- ◆ No-professionals, must not install and disassemble the lamps.

Trouble Shootings

Troubles	Check points
Flickering of the light	Turn off the power and turn on again in 3 minutes. If same phenomena occur, then call agencies
Out of working	Please check the connection