




NAME: LED High Bay Light

P/N: SNC-H150HLT1A1

Advantage

- UL、CUL、DLC certificate.
- IP66 Waterproof Rating.
- Big heat sink, high CRI.
- Installation can be choose.
- Viewing Angle : 90 degree.
- Mean Well internal driver, input voltage AC100-277V.
- Output constant current lever can be adjusted through output cable with 1-10V.
- No UV or IR in the beam.
- Easy to install and operate.
- Energy saving, long service life.
- Light is soft and uniform, safe to eyes.
- Instant start, NO flickering, NO humming.
- Green and eco-friendly without mercury.



Application

Widely used in workshop, warehouse, cold store, parking lot, food industry, tunnel, etc.



TECHNICAL DATA SHEET

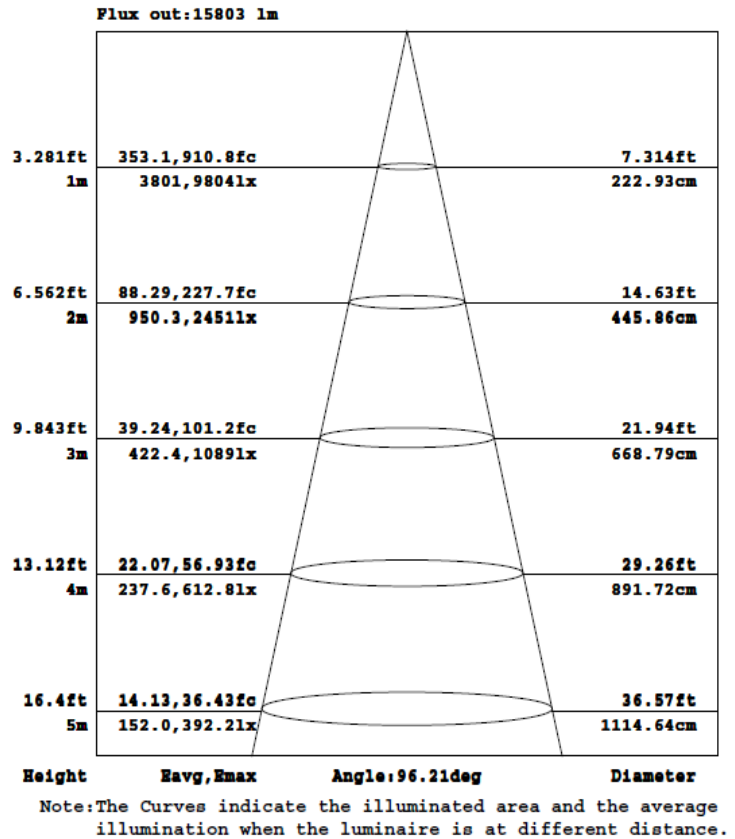
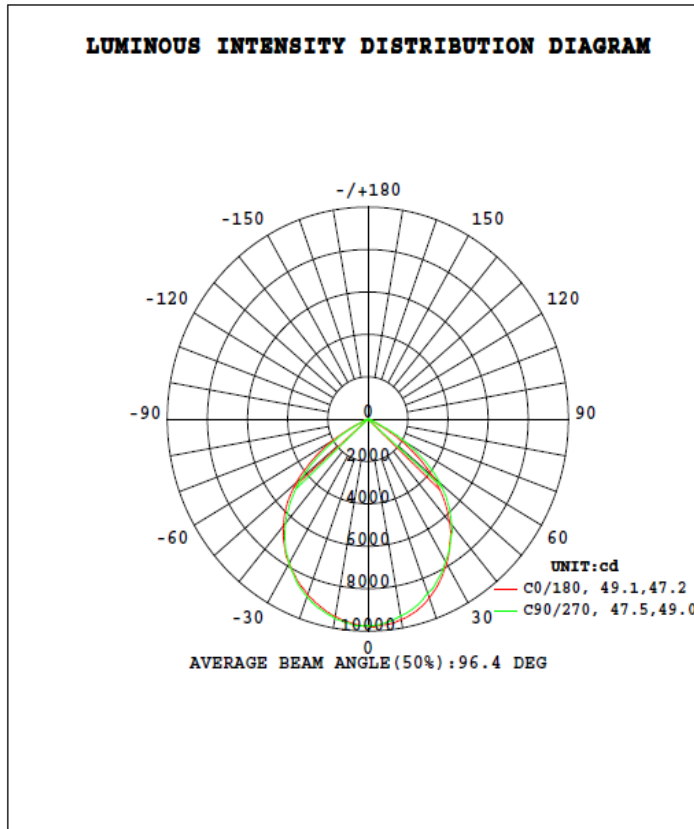
PRODUCT SPECIFICATIONS	
Product name	LED High Bay Light
Part No	SNC-H150HLT1A1
Dimension	919*142*113 MM
Technical Characteristic	
Color temperature	4000K、 5000K、 5700K
CRI	> 70
Lumen	19700-20700 LM
Lumen Efficacy	130-135 LM/W
Input Power	150 W
Viewing Angle	90 Degree
Input Voltage	AC100-277V 50/60Hz
Driver Model	<i>Mean Well</i> HLG-150H-48B (1-10Vdc Dimmer)
PFC	>0.9
Waterproof Rating	IP66
MATERIALS	
LED Brand	PHILIPS LUMILEDS
LED Type	LUXEON 3030 2D (1.5W)
LED QTY	168 PCS
Housing	PC+AL
Housing color	Black / Silver
OTHERS	
Operating Temperature	-20°C TO 45°C
Operating Humidity	20%-90% RH
Storage Temperature	-30°C TO 80°C
Storage Humidity	10%-75% RH
Application	Outdoor / Indoor
Safety Certification	UL、 CUL、 DLC
Warranty Time	5 Years



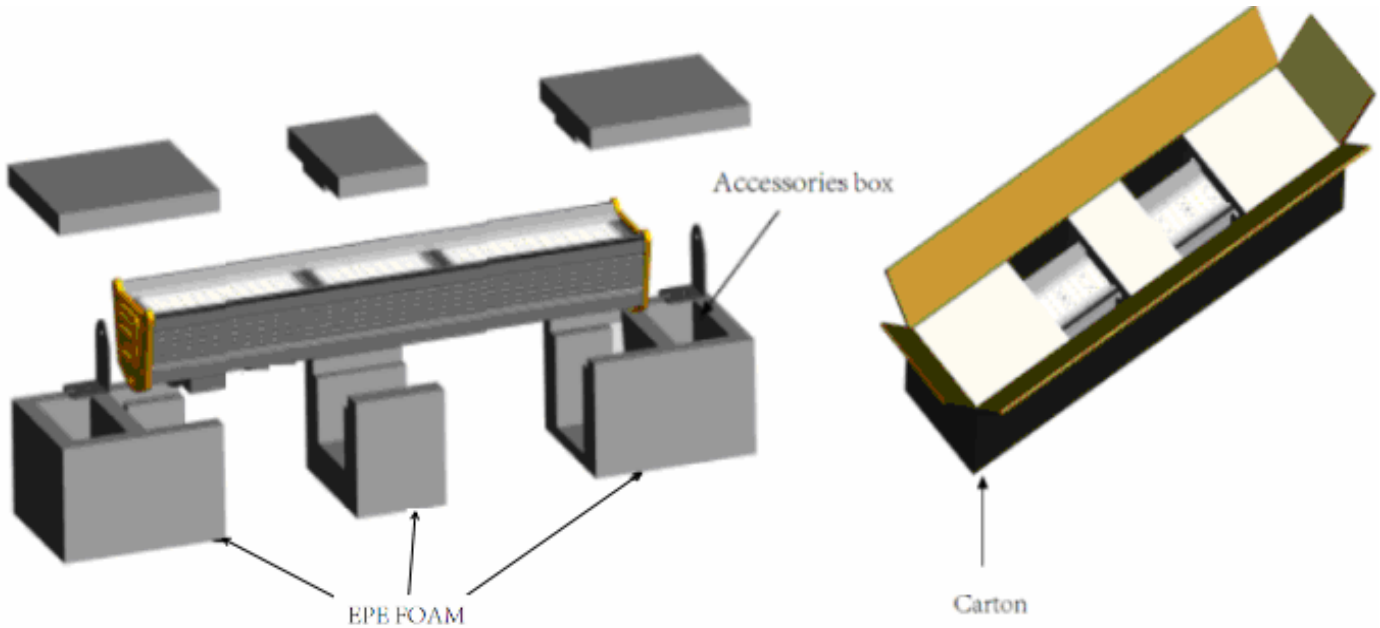
TECHNICAL DATA SHEET

LUMINAIRE PHOTOMETRIC TEST REPORT

DATA OF LAMP		PHOTOMETRIC DATA			
MODEL		Imax (cd)	9805	S/MH (C0/180)	1.21
NOMINAL POWER (W)	150	LOR (%)	100.0	S/MH (C90/270)	1.20
RATED VOLTAGE (V)	120	TOTAL FLUX (lm)	19925	η UP, DN (C0-180)	0.1, 50.4
NOMINAL FLUX (lm)	19924.9	CIE CLASS	DIRECT	η UP, DN (C180-360)	0.1, 49.3
LAMPS INSIDE	1	η up (%)	0.2	CIBSE SHR NOM	1.25
TEST VOLTAGE (V)	120.0	η down (%)	99.8	CIBSE SHR MAX	1.30



Package



	Size	Qty/ Carton	Net Weight/ Carton	Gross Weight/ Carton
Carton	1090*230*165 MM	1 PC	6.2 KG	7.8 KG

Notice For User

- Please turn off power before install or change assembly parts.
- The input voltage and lamps should be matched, after connecting the power line, please make sure the wiring section is insulated.
- No-professionals, must not install and disassemble the lamps.

Trouble Shootings

Troubles	Check points
Flickering of the light	Turn off the power and turn on again in 3 minutes. If same phenomena occur, then call agencies.
Out of working	Please check the connection.