

LEDSION TRI-PROOF LIGHTS



Project Information

Type
Name
Voltage

Product Description

LEDSION triproof lights has Water-proof, Dust-proof, Damp-proof, Pressure-proof function led. High luminous efficiency 95-115LM/W. Maximum 3M Long for single product .Convention installation for linking in series linking in series , excellent LED driver and thermal management. high-performance illumination that lasts 100,000HRS. with typical energy savings of 80%.



Performance Summary

BRIGHTEST LED SOURCE, BEST QUALITY LED DRIVER

Ra>80

CCT: 4000K, 5000K,(+/- 300K)

Limited Warranty: 5 years on luminaire

Applications:

warehouse, shopping mall, any other general area

Order Information

Example: LS-TP20WF2UF

Product	Power	Length	Voltage	COVER
LS-TP20WF2	20W	F2:2ft	U:120-277VAC	F:frosted S:striped
LS-TP30WF2	30W	F2:2ft		
LS-TP40WF4	40W	F4:4ft		
LS-TP50WF4	50W	F4:4ft		

CONSTRUCTION & MATERIALS

Aluminum heat sink behind led on the fixture, HIGH EFFICIENCY PC cover with over 90% light efficiency,

Electric Characteristic:

Lumen per watt	100-115lm/W
Beam Angle	120 degree
Working Environment Temperature	-30~+60℃
Storage Environment Temperature	-40~+85℃
Junction Temperature	<75°
Ambient Humidity	90%
Total Harmonic Distortion	≤15%
Power Factor	≥0.95

Lumen Output:

Power	40K 80CRI	50K 80CRI
20W	1900LM (LPW 95)	2000LM (LPW 100)
30W	2850LM (LPW 95)	3000LM (LPW 100)
40W	3800LM (LPW 95)	4000LM (LPW 100)
50W	4750LM (LPW 95)	5000LM (LPW 100)

Certificates:

UL/cUL approved by E477200,DLC listed,LM79/80 certified

CE: EN55015,EN61547,EN61000,EN60968,EN62471

ROHS

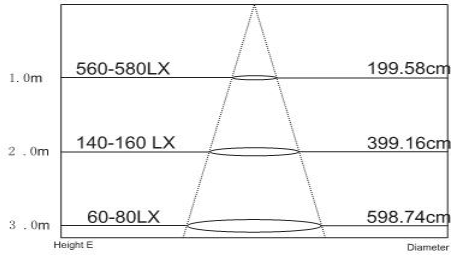
Projected LED Lumen Maintenance

Data references the extrapolated performance projections for the SLWP LED platform in a 25°C ambient, based on 10,000 hours of LED testing (tested per IESNA LM-80-08 and projected per IESNA TM-21-11).

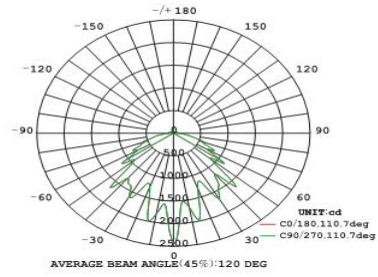
Operating hours	0	25000	50000	100000
Lumen maintenace factor	1	0.93	0.85	0.8

LED TRI-PROOF LIGHTS

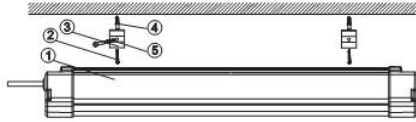
Lux distance curve(lux)



LUMINOUS INTENSITY DISTRIBUTION DIAGRAM




Ceiling Mounted Installation



① Drill $\Phi 6\text{mm}$ holes on the roof/wall.



② Ceiling Installation

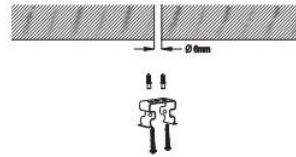


Standard parts list


1	LED Tri-proof Light	1PC
2	U-shape Brackets	4PCS
3	Self-tapping screws	2PCS
4	Slotted plastic screws	4PCS
5	PM4X40 screws	2PCS

* Ceiling Mounted accessories are ShineLong Configuration.

② Insert $\Phi 6\text{mm}$ expansion pipe into the hole and fix the bracket by M4 screw.

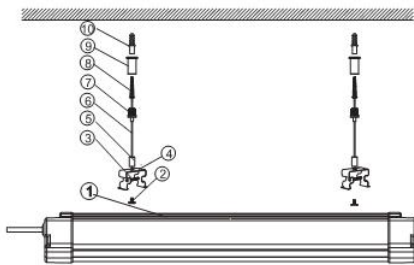


Tighten the screw with screwdriver

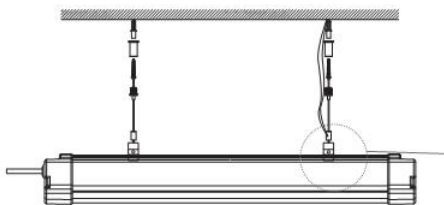


Suspended Installation

① Suspended way.



② Hanging Installation.



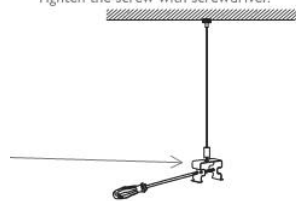
Conventional UL/VDE standard wire for 18 AWG / 3 x 0.75MM²

Spare Parts

1	LED Tri-proof Light	1PC
2	Ring washer	2PCS
3	Suspension fixing screws	2PCS
4	U-shape brackets	2PCS
5	Suspension fixing nuts	2PCS
6	Suspension wires	2PCS
7	Suspension fixing bushings	2PCS
8	Self-tapping screws	2PCS
9	light fixing bushing cap	2PCS
10	Slotted plastic screws	2PCS

* Suspended accessories need to be paid additionally.

Tighten the screw with screwdriver.



Series Connection



LEDSON TRI-PROOF LIGHTS



Available to be connected in series by fast connectors.

Optional Connector A:



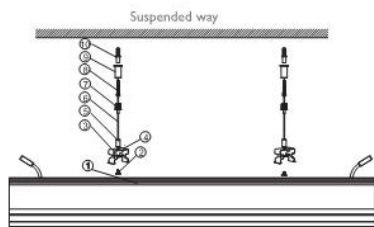
Seamless Connection



Available to be connected in series by smart aluminum strip.

Seamless Connection Installation

- ① Hanging up the light(without end cap) with suspended accessories.

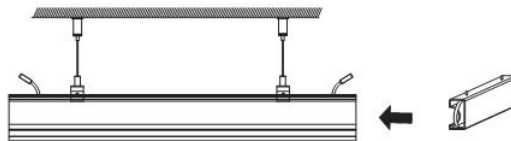


Spare Parts

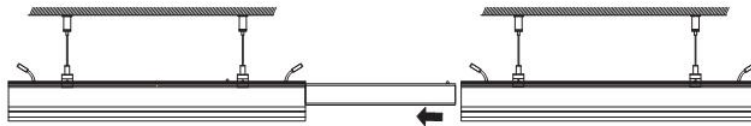
1	LED Tri-proof Light	1PC
2	Ring washer	2PCS
3	Suspension fixing screws	2PCS
4	U-shape brackets	2PCS
5	Suspension fixing nuts	2PCS
6	Suspension wires	2PCS
7	Suspension fixing bushings	2PCS
8	Self-tapping screws	2PCS
9	light fixing bushing cap	2PCS
10	Slotted plastic screws	2PCS

* Suspended accessories need to be paid additionally.

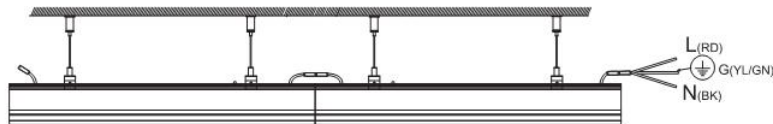
- ② Insert the smart aluminum strip into the light aluminum housing till the ball buckle is locked.



- ③ Fix another light(without end cap) onto the other end of smart aluminum strip till the ball buckle is locked.



- ④ Connect the wires correctly.



After Sales Service:

The product refers to electric knowledge. Please don't disassemble it by yourself. If any quality problem, please contact the manufacturer.

NOTE: Actual performance may differ as a result of end-user environment and application. All values are design or typical values, measured under laboratory conditions at 25°C. Specifications subject to change without notice.