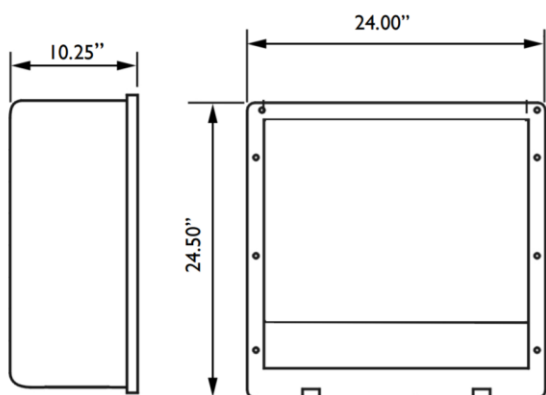


# SHOEBOX.L



## Performance Ratings and Certifications

UL1598  
UL 8750  
CSA C22.2#250.0  
CSA C22.2#250.13

## Design

**LED Channels:** Red, Green, Blue & White  
**Standard White:** Cool White (5000K)  
**Optics:** 120° STD, 40° option

## Performance

**Mixing Distance:** 1 ft  
**Lumens:** 15,498 lumens  
**Efficacy:** 85.5 LPW

## Fixture Information

**Housing:** Die-Cast Aluminum  
**Color:** Bronze, custom color available  
**Finish:** Superior dual coat finish. Chemical resistant epoxy primer and/or Marine grade coating optional  
**Lens:** Tempered Glass  
**Mounting:** Slip-fitter, trunnion, arm mount, heavy-duty adjustable pole munt arm, wall mount bracket  
**Diffusion:** None  
**Dimensions (LxHxW):** 24.50" x 24" x 10.25"  
**Weight / Shipping Weight:** 40.20 lbs. / 44.50 lbs.

## Controls:

**Driver Info:** 100 Watt DMX Driver  
**Controllers:** Software Application, Wall Mount Controller, Custom Controller

## Electrical Characteristics

**AC input:** 120-277 VAC  
**Power Consumption:** 181.2 Watts  
**EMI Filter:** 47 CFR, part 15, Class B  
**Power Factor:** >0.9  
**Total Harmonics Distortion:** <10%  
**Surge Protection:** 3kV (L to N), 4kV (L/N to GND)  
**Enhanced Surge Protection:** According to IEEE C62.41.2 C and ANSI C136.2

FIXTURE APPEARANCE MAY VARY. ELECTRICAL CHARACTERISTICS AND PERFORMANCE DATA VERIFIED BY NATIONALLY RECOGNIZED TESTING LABS (NRTL). FOR FULL REPORTS AND RESULTS, VISIT [WWW.NORIBACHI.COM/REPORTS](http://WWW.NORIBACHI.COM/REPORTS). ALL SPECIFICATIONS SUBJECT TO CHANGE WITHOUT NOTICE. ALL VALUES TYPICAL UNLESS OTHERWISE NOTED. LUMEN VALUES MAY VARY BY +/-10%. COLOR TEMPERATURE MAY VARY ACCORDING TO ANSI C78.377. ©2015 - 2017



# Performance Specifications

## Electrical Load

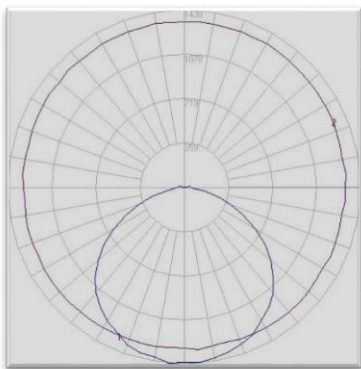
Light Engine	Drive current (Amps@120VAC)	Drive Current (Amps@277VA)	Drive Current (Amps@480VA)	System Power (Watts)
HEX-252-RGBW	1.51	0.65	0.38	181.1 W

## Operating Characteristics

Light Engine	Light Engine Channel	Lumens	Input Power	Lumens per Watt (Efficacy)
HEX-252-RGBW	Red – 60 LEDs	2,623	29.6 W	88.5
	Green – 60 LEDs	4,740	49.6 W	95.4
	Blue – 60 LEDs	1,786	46.3 W	38.6
	White – 72 LEDs	6,350	55.6 W	114.2
	RGBW – 84 LEDs	15,498	181.1 W	85.5

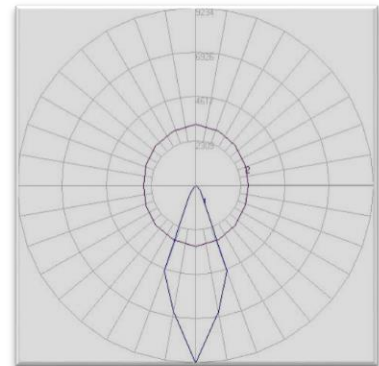
## Distribution Data

### 120 degree Beam Angle Standard



- Top View (Purple Larger Plot)
- Side View (Blue Smaller Plot)

### 40 degree Beam Angle Optional Configuration



- Top View (Purple Larger Plot)
- Side View (Blue Smaller Plot)

FIXTURE APPEARANCE MAY VARY. ELECTRICAL CHARACTERISTICS AND PERFORMANCE DATA VERIFIED BY NATIONALLY RECOGNIZED TESTING LABS (NRTL). FOR FULL REPORTS AND RESULTS, VISIT [WWW.NORIBACHI.COM/REPORTS](http://WWW.NORIBACHI.COM/REPORTS). ALL SPECIFICATIONS SUBJECT TO CHANGE WITHOUT NOTICE. ALL VALUES TYPICAL UNLESS OTHERWISE NOTED. LUMEN VALUES MAY VARY BY +/-10%. COLOR TEMPERATURE MAY VARY ACCORDING TO ANSI C78.377. ©2015 - 2017



# System Specifications

## Construction

Durable, die-cast aluminum housing with textured architectural bronze powdercoat finish over a chromate conversion coating.

## Manufacturing

Manufactured in beautiful Harbor City, CA. ARRA Compliant. NAFTA Compliant. Test and burn-in of 100% of all luminaires before shipment. No less than 8-years experience in manufacturing LED-based products.

## Certifications

Noribachi complies with and exceeds standards set forth by UL and CSA. All luminaires comply with UL1598 (CSA C22.2#250.13) standards for safety. Performance testing is done in accordance with LM-79 Electrical and Photometric Measurements of Solid State lighting and LM-80 Lumen Depreciation Analysis for Solid State Lighting.

## Electrical System

Standard AC input of 120-277VAC. Optional upgrade to 480VAC. Driver has total harmonic distortion (THD) less than 20% on full load power factor – 0.9. Standard Surge protection with an optional enhanced surge protection that protects Line-Ground, Line-Neutral and Neutral-Ground. Protects against surges according to IEEE C62.41.2 C (10kA and 10kV) and ANSI C136.2.

## Driver

UL recognized component (UL1310 (class 2 output) & 8750). Highly reliable. Suitable for dry locations. Compliant to worldwide safety regulations for lighting.

## Controls

Communication to fixture via DMX512 or DMX256 with four channel controls, ability to control up to 512 different fixtures/groups separately. The controls system is able to control four different color channels with the ability to dim each color. There are two different types of controllers offered. Please see Controller Specifications for more information and how to order the controllers.

## Wired DMX Connections

Wired connections are the standard form of DMX connections. With input and output DMX connections on each fixture, the fixtures are easy to connect and effectively communicate RGBW control commands.

## Wireless DMX Connections

Optional wireless DMX connection available. Wireless control includes a transmitter connected to the controller and desired number of receivers located in each fixture. The system uses a 2.4 GHz wireless DMX signal to pass along the RGBW control commands. The solution allows easy RGBW installation without introducing new wiring to your lighting system.

## Optics

Multiple channels of LEDs produce a full spectrum of light anywhere from deepest red to farthest violet. CRI greater than 75 in the 2700k – 4000K range. Single color and custom light color available upon request. 40 degree lens available for all Noribachi Hex applications.

## Ambient Temperature

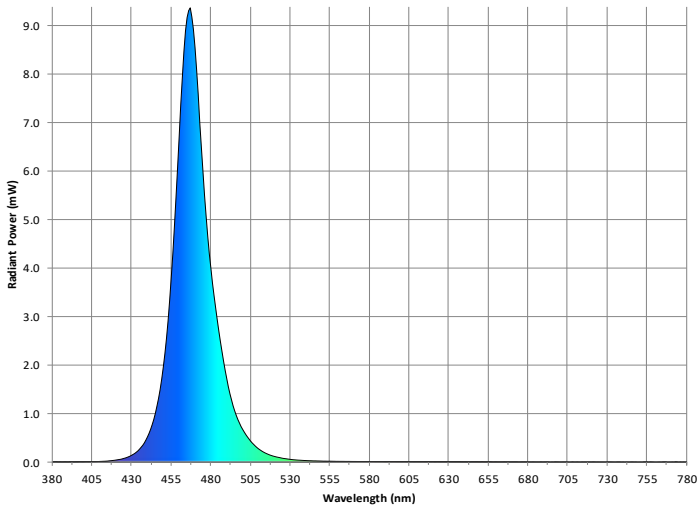
We provide fixtures that can sustain ambient temperature ranging from (-20C) – (50C) / (-4F) – (122F).

FIXTURE APPEARANCE MAY VARY. ELECTRICAL CHARACTERISTICS AND PERFORMANCE DATA VERIFIED BY NATIONALLY RECOGNIZED TESTING LABS (NRTL). FOR FULL REPORTS AND RESULTS, VISIT [WWW.NORIBACHI.COM/REPORTS](http://WWW.NORIBACHI.COM/REPORTS). ALL SPECIFICATIONS SUBJECT TO CHANGE WITHOUT NOTICE. ALL VALUES TYPICAL UNLESS OTHERWISE NOTED. LUMEN VALUES MAY VARY BY +/-10%. COLOR TEMPERATURE MAY VARY ACCORDING TO ANSI C78.377. ©2015 - 2017

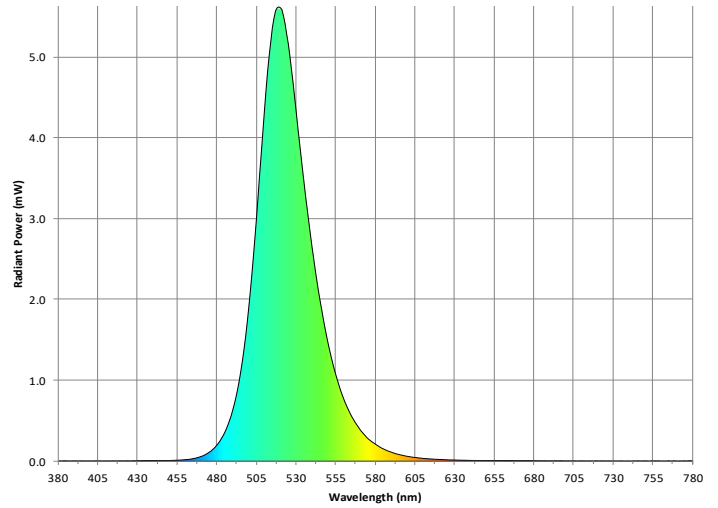


# Photometric Data

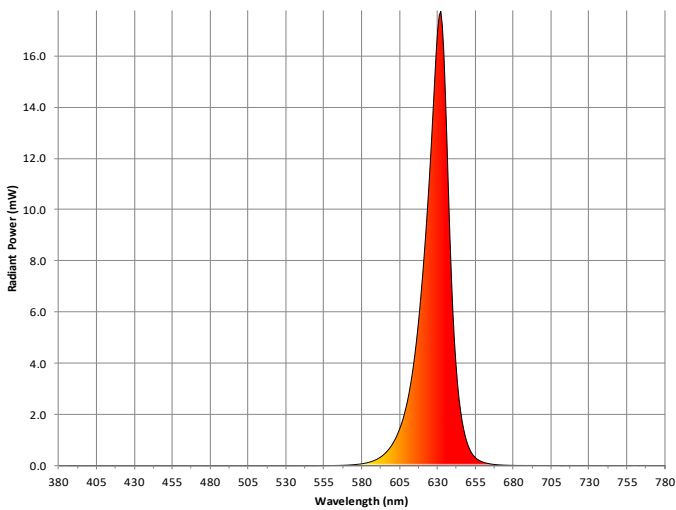
Blue  
Peak: 470 nm



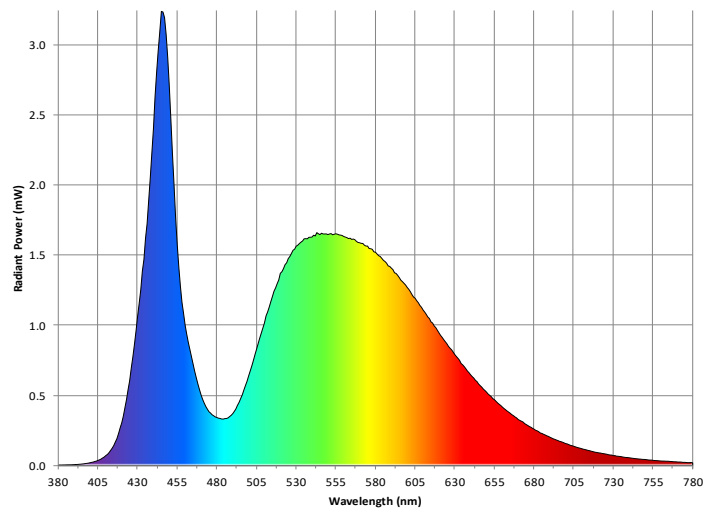
Green  
Peak: 520 nm



Red  
Peak: 635 nm



5000K  
Cool White



FIXTURE APPEARANCE MAY VARY. ELECTRICAL CHARACTERISTICS AND PERFORMANCE DATA VERIFIED BY NATIONALLY RECOGNIZED TESTING LABS (NRTL). FOR FULL REPORTS AND RESULTS, VISIT [WWW.NORIBACHI.COM/REPORTS](http://WWW.NORIBACHI.COM/REPORTS). ALL SPECIFICATIONS SUBJECT TO CHANGE WITHOUT NOTICE. ALL VALUES TYPICAL UNLESS OTHERWISE NOTED. LUMEN VALUES MAY VARY BY +/-10%. COLOR TEMPERATURE MAY VARY ACCORDING TO ANSI C78.377. ©2015 - 2017



# Lumen Performance

## LM-80 Summary

LED Color	Case Temperature	Drive Current	Reported TM-21 Lifetimes
Red	85°C	1000mA	L90(17k) = 68,900 hrs L80(17k) > 103,000 hrs L70(17k) > 103,000 hrs
Green	85°C	1000mA	L90(9k) = 51,400 hrs L80(9k) > 51,400 hrs L70(9k) > 51,400 hrs
Blue	85°C	1000mA	L90(9k) = 51,400 hrs L80(9k) > 51,400 hrs L70(9k) > 51,400 hrs

As Noribachi's drive current is less than 1000mA, the LM-80 data is conservative.

## Lumen Multiplier

Ambient Temperature	Lumen Multiplier
10°C	1.032
15°C	1.021
25°C	1.000
40°C	0.968
50°C	0.946

Each temperature has an independent initial value. In accordance with IESNA TM021011, Projected Values represent interpolated value based on time durations that are within six times (6X) the IESNA LM-80-08 total test duration (in hours) for the device under testing (DUT) i.e. the packaged LED chip). In accordance with IESNA TM-21-11, Calculated Values represent time durations that exceed six times (6X) the IESNA LM-80-08 total test duration (in hours) for the device under testing (DUT) i.e. the packaged LED chip)

FIXTURE APPEARANCE MAY VARY. ELECTRICAL CHARACTERISTICS AND PERFORMANCE DATA VERIFIED BY NATIONALLY RECOGNIZED TESTING LABS (NRTL). FOR FULL REPORTS AND RESULTS, VISIT [WWW.NORIBACHI.COM/REPORTS](http://WWW.NORIBACHI.COM/REPORTS). ALL SPECIFICATIONS SUBJECT TO CHANGE WITHOUT NOTICE. ALL VALUES TYPICAL UNLESS OTHERWISE NOTED. LUMEN VALUES MAY VARY BY +/-10%. COLOR TEMPERATURE MAY VARY ACCORDING TO ANSI C78.377. ©2015 - 2017



# How to Order

**SBL** – **HEX** – **252** – **RGBW** – **MT** – **WRLSS** – **NW** – **40D** – **SRG1**  
 Fixture – HEX CLU – 12 HEX Configuration – Red, Green, Blue and White LEDs – 120 VAC input – Wireless control ability – Neutral White LEDs – 40 Degree Beam Angle – Surge Protector



FIXTURE APPEARANCE MAY VARY. ELECTRICAL CHARACTERISTICS AND PERFORMANCE DATA VERIFIED BY NATIONALLY RECOGNIZED TESTING LABS (NRTL). FOR FULL REPORTS AND RESULTS, VISIT [WWW.NORIBACHI.COM/REPORTS](http://WWW.NORIBACHI.COM/REPORTS). ALL SPECIFICATIONS SUBJECT TO CHANGE WITHOUT NOTICE. ALL VALUES TYPICAL UNLESS OTHERWISE NOTED. LUMEN VALUES MAY VARY BY +/-10%. COLOR TEMPERATURE MAY VARY ACCORDING TO ANSI C78.377. ©2015 - 2017



# How to Order

## Order Code

Numbering Order	Specification	Required/ Optional	Allowed Values	Description
1	Fixture	Required	SBL	Shoebox.L
2	Light Board	Required	HEX	HEX CLU Geometry
3	Number of CLUs	Required	252 XXX	For 12 HEX model Other custom counts possible
4	LED Color Channels	Required	RGBW XXX	Red, Green, Blue and Cool White Custom Color Combinations possible*
5	Voltage	Required	MT HV1	Standard AC input 120VAC – 277VAC High Voltage 480VAC option
6	Connections	Required	HW WRLSS	Fixtures Hardwired to controller Wireless fixture communication with controller
7	White Color Temperature	Optional	NW WW	Neutral White Warm White
8	Beam Angle	Optional	40D	40 degree beam angle option
9	Surge Protector	Optional	SRG1 SRG2	Enhanced surge protector for 120-277VAC Enhanced surge protector for 480 VAC

\* Color Options include Red, Green, Blue, Amber, Cool/Warm White. Specific temperatures available upon request.

FIXTURE APPEARANCE MAY VARY. ELECTRICAL CHARACTERISTICS AND PERFORMANCE DATA VERIFIED BY NATIONALLY RECOGNIZED TESTING LABS (NRTL). FOR FULL REPORTS AND RESULTS, VISIT [WWW.NORIBACHI.COM/REPORTS](http://WWW.NORIBACHI.COM/REPORTS). ALL SPECIFICATIONS SUBJECT TO CHANGE WITHOUT NOTICE. ALL VALUES TYPICAL UNLESS OTHERWISE NOTED. LUMEN VALUES MAY VARY BY +/-10%. COLOR TEMPERATURE MAY VARY ACCORDING TO ANSI C78.377. ©2015 - 2017

