


LINEAR.RR

All products feature Noribachi's exclusive Bespoke Engineered and Specifically Tailored (BEST) manufacturing methodology.

PRODUCT



Linear.RR End Caps

CATALOG #:	TYPE:
PROJECT:	
COMMENTS:	DATE:
PREPARED BY:	

Product Information

Linear.RR is a sleek, elegant recessed indoor fixture with minimalist appeal.

This LED lighting fixture features aluminum housing.

Applications: Offices, Indoor Walkways and many other indoor lighting applications.

Performance Summary

Lumens Range:	1,266 lm per foot
Lumens Per Watt (Typical):	141
Light Engine:	L70 Rated Lifetime of 100,000+ hours.
CRI:	Minimum 70 CRI. Custom CRI available upon request.
CCT (Typical):	3000K, 4000K, 5700K
Manufactured in the U.S. with parts from U.S. and imported.	

Fixture Information

Housing:	Aluminum
Lens:	Acrylic Satin
Mounting:	Recessed
Diffusion:	None

Specifications*

Length:	2', 4' or 6' Available
Height:	1"
Width:	0.875"

*Specifications are subject to change without notice.

Electrical System Characteristics / Data

Standard AC input:	120-277 VAC
EMI filter:	47CFR, part 2, part 15
Power factor:	> 0.9
Total harmonic distortion:	< 20%
Surge protection:	IEC/EN 61000-4-5 EMC test standard

Electrical characteristics and performance data verified by Nationally Recognized Testing Labs (NRTL). For full reports and results, visit www.noribachi.com/reports.

Ordering Information Sample Catalog Number: LIN-006-B-VVV-[LENGTH]-LIRR						
LIGHT ENGINE*	DRIVE CURRENT	COLOR TEMPERATURE	VOLTAGE	FIXTURE CODE	OPTIONAL UPGRADES	OPTIONAL BEAM SPREAD
LIN-006 <small>*LIN-006 per foot.</small>	B	CW – COOL WHITE (5700K TYPICAL) NW – NEUTRAL WHITE (4000K TYPICAL) WW – WARM WHITE (3000K TYPICAL)	MT	LIRR – LINEAR.RR	OS – OCCUPANCY SENSOR SGR1 – 120-277V SURGE PROTECTOR SGR2 – 480V SURGE PROTECTOR PUL – PULSE WIRELESS CONTROLLER 010V – 1-10V DIMMING STEP – STEP DIMMING (UP TO 100W) STEP100 – STEP DIMMING (100-299W)	OPTIONAL BEAM SPREAD NOT AVAILABLE

Warranty:

Five-Year Limited Warranty. Optional 10-Year Manufacturer's Warranty Available. Full Warranty Terms Available At www.noribachi.com/products/warranty

WHEN APPROVED, THE SPECIFICATIONS OUTLINED IN THIS SPEC SHEET SHALL BECOME THE SPECIFICATION FOR THE MATERIAL TO BE DELIVERED BY NORIBACHI ON THE CITED PROJECT. AN AMENDED SPEC SHEET CAN BE PROVIDED BUT ONLY AFTER WRITTEN APPROVAL BY THE CUSTOMER IS RECEIVED. THIS DOCUMENT IS THE PROPERTY OF NORIBACHI AND CAN ONLY BE USED IN CONNECTION WITH MATERIALS FURNISHED BY NORIBACHI.

©2016



LINEAR.RR

All products feature Noribachi's exclusive Bespoke Engineered and Specifically Tailored (BEST) manufacturing methodology.

CATALOG #:	TYPE:
PROJECT:	
COMMENTS:	DATE:
PREPARED BY:	

ELECTRICAL

Construction

Corrosion-resistant die-cast aluminum housing with UV-Stabilized acrylic lens.

Optics

High brightness, high efficiency LEDs. Color temperature options include Cool White (5700K typical), Neutral White (4000K typical) Warm White (3000K typical) with minimum 70 CRI. Custom RGBW colors available. 120° beam angle standard.

Controls

Optional controls include 120-277V (SGR1), 480V (SGR2) Surge Protectors. 0-10V (010V) and Step (STEP, STEP100) Dimming functionality. Occupancy Sensor (OS). Pulse Wireless Controller (PUL).

Mounting

Standard recessed mounting.

Driver

Available in B drive current (525 mA). Highly reliable. Suitable for dry, damp and wet locations. Compliant to worldwide safety regulations for lighting.

Testing Compliance

UL 1598 Issued: 2008/09/17 Ed:3 Rev:2012/10/17 UL Standard for Safety Luminaires CSA C22.2#250.0 Issued: 2008/09/17 Ed:3 Luminaires; General Instruction No.1 2010/01/11, General Instruction No. 2 2012/10/17.

Electrical System

Surge protection meets 10KV/5KA per ANSI/IEEE C62.41. Driver meets maximum harmonic distortion (THD) of 20% and is ROHS compliant. Power Factor = > 0.9.

Ambient Temperature

-40°C to +65°C (-40°F to + 149°F).

Electrical Load

LIGHT ENGINE+	DRIVE	DRIVE CURRENT (AMPS@120V)	DRIVE CURRENT (AMPS@277V)	DRIVE CURRENT (AMPS@480V)	SYSTEM POWER* (WATTS)
LIN-006	B	0.07	0.03	0.02	8.98

*Ideal Wattage

+LIN-006 available per foot

Operating Characteristics (Typical @5700K CCT)

LIGHT ENGINE+	DRIVE	LUMENS (T5)	INPUT POWER (WATTS)	LUMENS PER WATT
LIN-006	B	1,266	8.98	141.04

+LIN-006 available per foot


Manufacturing

Manufactured in beautiful Harbor City, CA. ARRA Compliant. NAFTA Compliant. Test and burn-in of 100% of all luminaires before shipment. No less than 8-years experience in manufacturing LED-based products.

Note

Specifications subject to change without notice. Actual performance may differ as a result of end-user environment application. Actual wattage may differ by +/- 8%.

WHEN APPROVED, THE SPECIFICATIONS OUTLINED IN THIS SPEC SHEET SHALL BECOME THE SPECIFICATION FOR THE MATERIAL TO BE DELIVERED BY NORIBACHI ON THE CITED PROJECT. AN AMENDED SPEC SHEET CAN BE PROVIDED BUT ONLY AFTER WRITTEN APPROVAL BY THE CUSTOMER IS RECEIVED. THIS DOCUMENT IS THE PROPERTY OF NORIBACHI AND CAN ONLY BE USED IN CONNECTION WITH MATERIALS FURNISHED BY NORIBACHI. ©2016



LINEAR.RR

All products feature Noribachi's exclusive Bespoke Engineered and Specifically Tailored (BEST) manufacturing methodology.

CATALOG #:

TYPE:

PROJECT:

COMMENTS:

DATE:

PREPARED BY:

PERFORMANCE / DISTRIBUTION


Power And Lumens By Light Engine

DISTRIBUTION							
LIGHT ENGINE*	DRIVE	CCT	T1 (LUMENS)	T2 (LUMENS)	T3 (LUMENS)	T4 (LUMENS)	T5 (LUMENS)
LIN-006	B	5700	N/A	N/A	N/A	N/A	1,266

*LIN-006 available per foot

Type Distribution LIN-006

T-5




Distribution

- 120° Standard Beam Spread.

- IES Type Distributions are generated in an open space.
- Light Distribution images are mounted at 10 feet.

WHEN APPROVED, THE SPECIFICATIONS OUTLINED IN THIS SPEC SHEET SHALL BECOME THE SPECIFICATION FOR THE MATERIAL TO BE DELIVERED BY NORIBACHI ON THE CITED PROJECT. AN AMENDED SPEC SHEET CAN BE PROVIDED BUT ONLY AFTER WRITTEN APPROVAL BY THE CUSTOMER IS RECEIVED. THIS DOCUMENT IS THE PROPERTY OF NORIBACHI AND CAN ONLY BE USED IN CONNECTION WITH MATERIALS FURNISHED BY NORIBACHI. ©2016

B.E.S.T.



LINEAR.RR

All products feature Noribachi's exclusive Bespoke Engineered and Specifically Tailored (BEST) manufacturing methodology.

CATALOG #:

TYPE:

PROJECT:

COMMENTS:

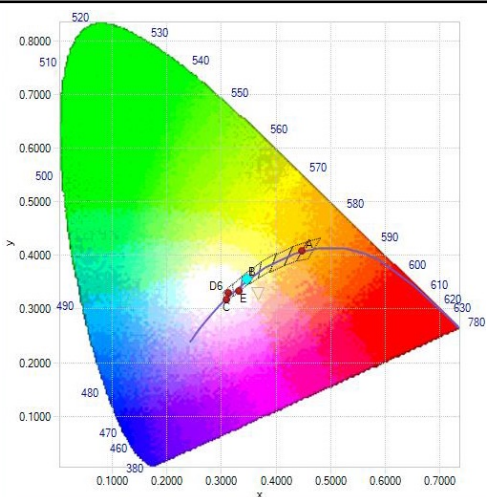
DATE:

PREPARED BY:

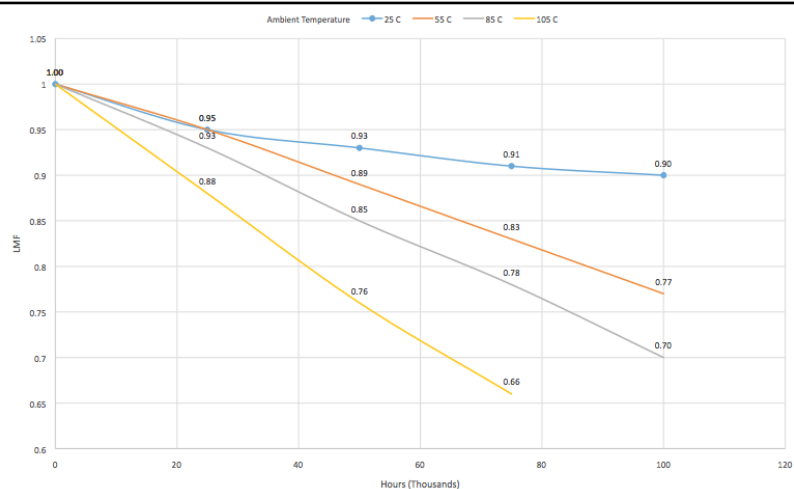
PERFORMANCE / DISTRIBUTION

CIE LUV BINNING CURVE

LIN-140 CIE 1932 - 2 Degree



Lumen Depreciation Chart



Lumen Maintenance Factors (B Drive)

AMBIENT	INITIAL LMF	25K HR PROJECTED LMF	50K HR PROJECTED LMF	75K HR PROJECTED LMF	100K HR PROJECTED LMF
25°C	1.00	0.95	0.93	0.91	0.90
55°C	1.00	0.95	0.89	0.83	0.77
85°C	1.00	0.93	0.85	0.78	0.70
105°C	1.00	0.88	0.76	0.66	n/a

Each temperature has an independent initial value. In accordance with IESNA TM021011, Projected Values represent interpolated value based on time durations that are within six times (6X) the IESNA LM-80-08 total test duration (in hours) for the device under testing (DUT) i.e. the packaged LED chip). In accordance with IESNA TM-21-11, Calculated Values represent time durations that exceed six times (6X) the IESNA LM-80-08 total test duration (in hours) for the device under testing (DUT) i.e. the packaged LED chip)

Lumen Multiplier

AMBIENT TEMPERATURE	LUMEN MULTIPLIER
10°C	1.032
15°C	1.021
25°C	1.000
40°C	0.968
50°C	0.946

WHEN APPROVED, THE SPECIFICATIONS OUTLINED IN THIS SPEC SHEET SHALL BECOME THE SPECIFICATION FOR THE MATERIAL TO BE DELIVERED BY NORIBACHI ON THE CITED PROJECT. AN AMENDED SPEC SHEET CAN BE PROVIDED BUT ONLY AFTER WRITTEN APPROVAL BY THE CUSTOMER IS RECEIVED. THIS DOCUMENT IS THE PROPERTY OF NORIBACHI AND CAN ONLY BE USED IN CONNECTION WITH MATERIALS FURNISHED BY NORIBACHI.

©2016



LINEAR.RR

All products feature Noribachi's exclusive Bespoke Engineered and Specifically Tailored (BEST) manufacturing methodology.

CATALOG #:	TYPE:
PROJECT:	
COMMENTS:	DATE:
PREPARED BY:	

OPTIONAL UPGRADES

For additional optional upgrades, please contact your Noribachi Account Manager.

DIMMING

ORDER CODE: 010V

ORDER CODE: STEP

ORDER CODE: STEP100

Appearance And Specifications:

- 010V = 1 – 10V Dimming
- STEP = Step Dimming (up to 100W)
- STEP100 = Step Dimming (100-299W)



SURGE PROTECTOR

ORDER CODE: SGR1

ORDER CODE: SGR2

Appearance And Specifications:

- 120-277V Surge Protector
- 480V Surge Protector



OCCUPANCY SENSOR

ORDER CODE: OS

Appearance And Specifications:

- Compact design
- Polycarbonate, flame retardant
- UV and impact resistant



PULSE WIRELESS CONTROLLER

ORDER CODE: PUL

Appearance And Specifications:

- Enables remote control on / off functionality for up to 16 LED lighting fixtures
- Wall-mounted or portable remote control available



WHEN APPROVED, THE SPECIFICATIONS OUTLINED IN THIS SPEC SHEET SHALL BECOME THE SPECIFICATION FOR THE MATERIAL TO BE DELIVERED BY NORIBACHI ON THE CITED PROJECT. AN AMENDED SPEC SHEET CAN BE PROVIDED BUT ONLY AFTER WRITTEN APPROVAL BY THE CUSTOMER IS RECEIVED. THIS DOCUMENT IS THE PROPERTY OF NORIBACHI AND CAN ONLY BE USED IN CONNECTION WITH MATERIALS FURNISHED BY NORIBACHI.

©2016

B.E.S.T.

