


**LINEAR.KK**  
 All products feature Noribachi's exclusive Bespoke Engineered and Specifically Tailored (BEST) manufacturing methodology.

CATALOG #:	TYPE:
PROJECT:	
COMMENTS:	DATE:
PREPARED BY:	

**PRODUCT**



Linear.KK End Caps

**Product Information**

Linear.KK is a sleek, elegant recessed indoor fixture with minimalist appeal.

This LED lighting fixture features aluminum housing.

Applications: Offices, Indoor Walkways and many other indoor lighting applications.

**Performance Summary**

Lumens Range: 1,266 lm per foot  
 Lumens Per Watt (Typical): 141  
 Light Engine: L70 Rated Lifetime of 100,000+ hours.  
 CRI: Minimum 70 CRI. Custom CRI available upon request.  
 CCT (Typical): 3000K, 4000K, 5700K  
 Manufactured in the U.S. with parts from U.S. and imported.

**Fixture Information**

Housing: Aluminum  
 Lens: Acrylic Satin  
 Mounting: Recessed  
 Diffusion: None

**Specifications\***

Length: 2', 4' or 6' Available  
 Height: 3"  
 Width: 3"

\*Specifications are subject to change without notice.

**Electrical System Characteristics / Data**

Standard AC input: 120-277 VAC  
 EMI filter: 47CFR, part 2, part 15  
 Power factor: > 0.9  
 Total harmonic distortion: < 20%  
 Surge protection: IEC/EN 61000-4-5 EMC test standard

**Electrical characteristics and performance data verified by Nationally Recognized Testing Labs (NRTL). For full reports and results, visit [www.noribachi.com/reports](http://www.noribachi.com/reports).**

Ordering Information						
Sample Catalog Number: LIN-006-B-VVV-[LENGTH]-LIKK						
LIGHT ENGINE*	DRIVE CURRENT	COLOR TEMPERATURE	VOLTAGE	FIXTURE CODE	OPTIONAL UPGRADES	OPTIONAL BEAM SPREAD
LIN-006 <small>*LIN-006 per foot.</small>	B	CW – COOL WHITE (5700K TYPICAL) NW – NEUTRAL WHITE (4000K TYPICAL) WW – WARM WHITE (3000K TYPICAL)	MT	LIKK – LINEAR.KK	OS – OCCUPANCY SENSOR SGRI – 120-277V SURGE PROTECTOR SGR2 – 480V SURGE PROTECTOR PUL – PULSE WIRELESS CONTROLLER 010V – 1-10V DIMMING STEP – STEP DIMMING (UP TO 100W) STEP100 – STEP DIMMING (100-299W)	OPTIONAL BEAM SPREAD NOT AVAILABLE

Warranty: Five-Year Limited Warranty. Optional 10-Year Manufacturer's Warranty Available. Full Warranty Terms Available At [www.noribachi.com/products/warranty](http://www.noribachi.com/products/warranty)

WHEN APPROVED, THE SPECIFICATIONS OUTLINED IN THIS SPEC SHEET SHALL BECOME THE SPECIFICATION FOR THE MATERIAL TO BE DELIVERED BY NORIBACHI ON THE CITED PROJECT. AN AMENDED SPEC SHEET CAN BE PROVIDED BUT ONLY AFTER WRITTEN APPROVAL BY THE CUSTOMER IS RECEIVED. THIS DOCUMENT IS THE PROPERTY OF NORIBACHI AND CAN ONLY BE USED IN CONNECTION WITH MATERIALS FURNISHED BY NORIBACHI. ©2016



**LINEAR.KK**  
 All products feature Noribachi's exclusive Bespoke Engineered and Specifically Tailored (BEST) manufacturing methodology.

CATALOG #:	TYPE:
PROJECT:	
COMMENTS:	DATE:
PREPARED BY:	

**ELECTRICAL**

**Construction**  
 Corrosion-resistant die-cast aluminum housing with UV-Stabilized acrylic lens.

**Optics**  
 High brightness, high efficiency LEDs. Color temperature options include Cool White (5700K typical), Neutral White (4000K typical) Warm White (3000K typical) with minimum 70 CRI. Custom RGBW colors available. 120° beam angle standard.

**Controls**  
 Optional controls include 120-277V (SGR1), 480V (SGR2) Surge Protectors. 0-10V (010V) and Step (STEP, STEP100) Dimming functionality. Occupancy Sensor (OS). Pulse Wireless Controller (PUL).

**Mounting**  
 Standard recessed mounting.

**Driver**  
 Available in B drive current (525 mA). Highly reliable. Suitable for dry, damp and wet locations. Compliant to worldwide safety regulations for lighting.

**Testing Compliance**  
 UL 1598 Issued: 2008/09/17 Ed:3 Rev:2012/10/17 UL Standard for Safety Luminaires CSA C22.2#250.0 Issued: 2008/09/17 Ed:3 Luminaires; General Instruction No.1 2010/01/11, General Instruction No. 2 2012/10/17.

**Electrical System**  
 Surge protection meets 10KV/5KA per ANSI/IEEE62.41. Driver meets maximum harmonic distortion (THD) of 20% and is ROHS compliant. Power Factor = > 0.9.

**Ambient Temperature**  
 -40°C to +65°C (-40°F to + 149°F).

Electrical Load					
LIGHT ENGINE+	DRIVE	DRIVE CURRENT (AMPS@120V)	DRIVE CURRENT (AMPS@277V)	DRIVE CURRENT (AMPS@480V)	SYSTEM POWER* (WATTS)
LIN-006	B	0.07	0.03	0.02	8.98
					*Ideal Wattage

+LIN-006 available per foot

Operating Characteristics (Typical @5700K CCT)				
LIGHT ENGINE+	DRIVE	LUMENS (T5)	INPUT POWER (WATTS)	LUMENS PER WATT
LIN-006	B	1,266	8.98	141.04

+LIN-006 available per foot

**Manufacturing**  
 Manufactured in beautiful Harbor City, CA. ARRA Compliant. NAFTA Compliant. Test and burn-in of 100% of all luminaires before shipment. No less than 8-years experience in manufacturing LED-based products.

**Note**  
 Specifications subject to change without notice. Actual performance may differ as a result of end-user environment application. Actual wattage may differ by +/- 8%.

WHEN APPROVED, THE SPECIFICATIONS OUTLINED IN THIS SPEC SHEET SHALL BECOME THE SPECIFICATION FOR THE MATERIAL TO BE DELIVERED BY NORIBACHI ON THE CITED PROJECT. AN AMENDED SPEC SHEET CAN BE PROVIDED BUT ONLY AFTER WRITTEN APPROVAL BY THE CUSTOMER IS RECEIVED. THIS DOCUMENT IS THE PROPERTY OF NORIBACHI AND CAN ONLY BE USED IN CONNECTION WITH MATERIALS FURNISHED BY NORIBACHI. ©2016



**LINEAR.KK**  
 All products feature Noribachi's exclusive Bespoke Engineered and Specifically Tailored (BEST) manufacturing methodology.

CATALOG #:	TYPE:
PROJECT:	
COMMENTS:	DATE:
PREPARED BY:	

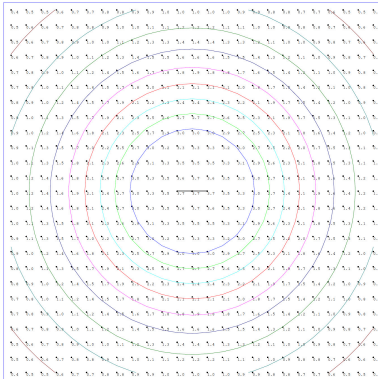
**PERFORMANCE / DISTRIBUTION**

Power And Lumens By Light Engine							
DISTRIBUTION							
LIGHT ENGINE*	DRIVE	CCT	T1 (LUMENS)	T2 (LUMENS)	T3 (LUMENS)	T4 (LUMENS)	T5 (LUMENS)
LIN-006	B	5700	N/A	N/A	N/A	N/A	1,266

\*LIN-006 available per foot

**Type Distribution  
 LIN-006**

**T-5**



**Distribution**  
 •120° Standard Beam Spread.

- IES Type Distributions are generated in an open space.
- Light Distribution images are mounted at 10 feet.

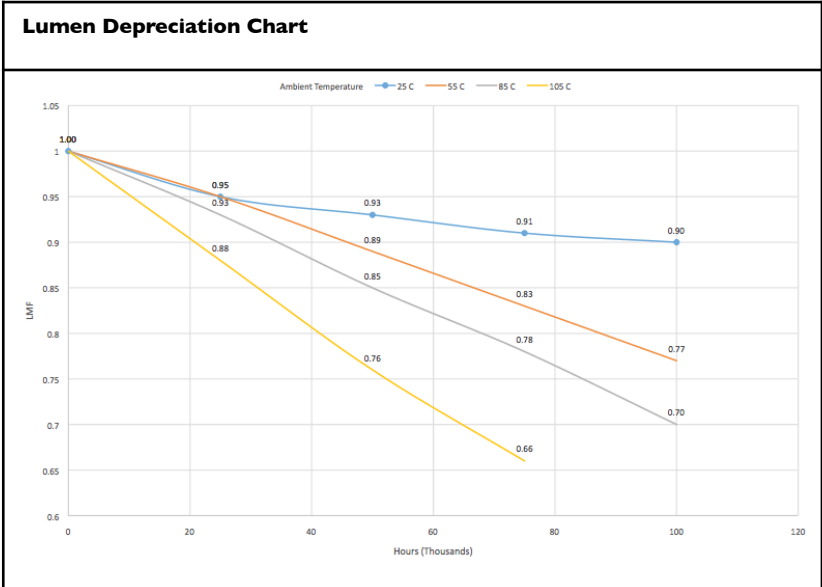
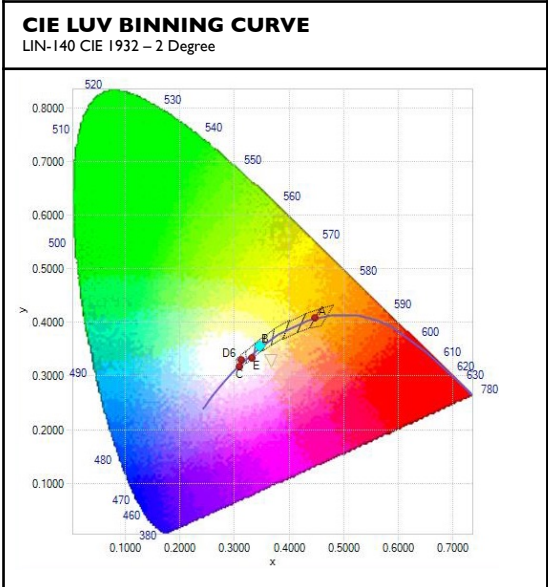
WHEN APPROVED, THE SPECIFICATIONS OUTLINED IN THIS SPEC SHEET SHALL BECOME THE SPECIFICATION FOR THE MATERIAL TO BE DELIVERED BY NORIBACHI ON THE CITED PROJECT. AN AMENDED SPEC SHEET CAN BE PROVIDED BUT ONLY AFTER WRITTEN APPROVAL BY THE CUSTOMER IS RECEIVED. THIS DOCUMENT IS THE PROPERTY OF NORIBACHI AND CAN ONLY BE USED IN CONNECTION WITH MATERIALS FURNISHED BY NORIBACHI. ©2016



**LINEAR.KK**  
 All products feature Noribachi's exclusive Bespoke Engineered and Specifically Tailored (BEST) manufacturing methodology.

CATALOG #:	TYPE:
PROJECT:	
COMMENTS:	DATE:
PREPARED BY:	

**PERFORMANCE / DISTRIBUTION**



**Lumen Maintenance Factors (B Drive)**

AMBIENT	INITIAL LMF	25K HR PROJECTED LMF	50K HR PROJECTED LMF	75K HR PROJECTED LMF	100K HR PROJECTED LMF
25°C	1.00	0.95	0.93	0.91	0.90
55°C	1.00	0.95	0.89	0.83	0.77
85°C	1.00	0.93	0.85	0.78	0.70
105°C	1.00	0.88	0.76	0.66	n/a

Each temperature has an independent initial value. In accordance with IESNA TM021011, Projected Values represent interpolated value based on time durations that are within six times (6X) the IESNA LM-80-08 total test duration (in hours) for the device under testing (DUT) i.e. the packaged LED chip). In accordance with IESNA TM-21-11, Calculated Values represent time durations that exceed six times (6X) the IESNA LM-80-08 total test duration (in hours) for the device under testing (DUT) i.e. the packaged LED chip)

**Lumen Multiplier**

AMBIENT TEMPERATURE	LUMEN MULTIPLIER
10°C	1.032
15°C	1.021
25°C	1.000
40°C	0.968
50°C	0.946

WHEN APPROVED, THE SPECIFICATIONS OUTLINED IN THIS SPEC SHEET SHALL BECOME THE SPECIFICATION FOR THE MATERIAL TO BE DELIVERED BY NORIBACHI ON THE CITED PROJECT. AN AMENDED SPEC SHEET CAN BE PROVIDED BUT ONLY AFTER WRITTEN APPROVAL BY THE CUSTOMER IS RECEIVED. THIS DOCUMENT IS THE PROPERTY OF NORIBACHI AND CAN ONLY BE USED IN CONNECTION WITH MATERIALS FURNISHED BY NORIBACHI. ©2016



**LINEAR.KK**  
 All products feature Noribachi's exclusive Bespoke Engineered and Specifically Tailored (BEST) manufacturing methodology.

CATALOG #:	TYPE:
PROJECT:	
COMMENTS:	DATE:
PREPARED BY:	

**OPTIONAL UPGRADES**

For additional optional upgrades, please contact your Noribachi Account Manager.

**DIMMING**  
**ORDER CODE: 010V**  
**ORDER CODE: STEP**  
**ORDER CODE: STEP100**  
 Appearance And Specifications:  
 •010V = 1 – 10V Dimming  
 •STEP = Step Dimming (up to 100W)  
 •STEP100 = Step Dimming (100-299W)



**SURGE PROTECTOR**  
**ORDER CODE: SGR1**  
**ORDER CODE: SGR2**  
 Appearance And Specifications:  
 •120-277V Surge Protector  
 •480V Surge Protector



**OCCUPANCY SENSOR**  
**ORDER CODE: OS**  
 Appearance And Specifications:  
 •Compact design  
 •Polycarbonate, flame retardant  
 •UV and impact resistant



**PULSE WIRELESS CONTROLLER**  
**ORDER CODE: PUL**  
 Appearance And Specifications:  
 •Enables remote control on / off functionality for up to 16 LED lighting fixtures  
 •Wall-mounted or portable remote control available



WHEN APPROVED, THE SPECIFICATIONS OUTLINED IN THIS SPEC SHEET SHALL BECOME THE SPECIFICATION FOR THE MATERIAL TO BE DELIVERED BY NORIBACHI ON THE CITED PROJECT. AN AMENDED SPEC SHEET CAN BE PROVIDED BUT ONLY AFTER WRITTEN APPROVAL BY THE CUSTOMER IS RECEIVED. THIS DOCUMENT IS THE PROPERTY OF NORIBACHI AND CAN ONLY BE USED IN CONNECTION WITH MATERIALS FURNISHED BY NORIBACHI. ©2016

