



With industry-leading 145 LPW high efficacy and precision-engineered polycarbonate lenses, the Archer Area Light delivers maximum value by providing significant energy savings, long life and outstanding photometric performance at an affordable price.

### PRODUCT SPECS

Input Voltage (VAC)	100-277 / 347-480
CRI	70+
CCT (K)	3000**, 4000, 5000
Lifetime (Hrs per TM21-08 @L70)	See page 2 for detail
Finish Color	Bronze (RAL8019)
Housing	Die Cast Aluminum
Optic Types	T2, T3, T4, T5
Dimming	1-10V Dimming
Operating Temperature	-30°C ~ 50°C
IP Rating	IP65
Limited Warranty	10 Years <sup>†</sup>
IK Rating	IK08
Surge Protection	L/N-PE: 10KV, L-N: 6KV; 20kV Optional*
Power Cable	4' - 3*18AWG
Wattage	60W, 100W, 120W, 150W, 200W, 240W, 300W

### PROJECT DETAILS

Project:		TYPE
Product:		
Prepared by:		
Notes:		

### APPLICATIONS

Application	Pole/Wall Mount
Fixture Type	Area Light (A)
Office and Meeting Space	<b>X</b>
Educational Facilities	<b>X</b>
Industrial and Distribution	<b>X</b>
Hospital and Healthcare Facilities	<b>X</b>
Garage and Parking Lot	<b>X</b>
Parks and Recreation	<b>X</b>

**ENABLED:**



### CERTIFICATIONS AND COMPATIBILITIES


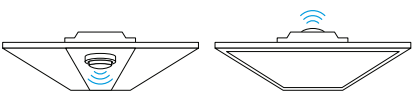


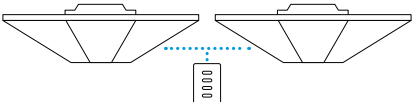


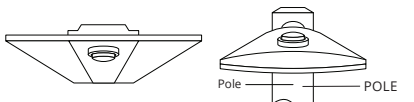


### ORDER FORMAT

### EXAMPLE: AR-150W-40-V-T3

Product ID	-	Wattage	-	CCT	-	Voltage	-	Dimming	-	Dimming	Options
AR	-	60=60W <sup>†</sup> 100=100W 120=120W <sup>†</sup> 150=150W 200=200W 240=240W <sup>†</sup> 300=300W	-	30=3000K** 40=4000K 50=5000K	-	Blank=100-277V V=347-480V	-	T2=Type II T3=Type III T4=Type IV T5=Type V	-	Blank=1-10V Dimming ND=Non-Dimming	See option tables

### INFORMATION FOR LIGHTING CONTROLS APPLICATIONS

<b>LLLC - Luminaire Level Lighting Control (Mesh Network)</b>    <p>Control-luminaire groupings typified by needs to a space or user, coordinated via wireless signals, executed at each luminaire. LLLC and networked solutions are highlighted by ability to operate independently or in mesh coordination. Note: they are not related by a power circuit.</p>	<b>LALC - Local Area Lighting Control (Circuit Level)</b>    <p>LALC solutions are highlighted by their “many to one” arrangements. This can save on hardware costs with minimal labor increases. Characteristically they are linked (related) by power or control wires.</p>	<b>SAFC - Stand Alone Fixture Control</b>   <p>*possibly rebated on fixture only</p> <p>SALC solutions have sensors that typically only detect and individually control a single fixture. Characteristically they have A) 1:1 sensor to fixture relationship; B) sensor integrally wired and/or affixed to fixture; C) Likely to have physical settings on the sensor, but may have hand held program tool.</p>
---	--	--

**CONTROLS, OPTIONS, AND ACCESSORIES**

↓ **CLICKABLE LINKS** ↓

**LLLC - LUMINAIRE LEVEL LIGHTING CONTROL (MESH NETWORK)**

ATG Code	Description	Model Number
W4	Bi-level PIR Occ sensor	<a href="#">PSC-BL-I-FM-DC0-BLE-SR</a>
W10	PIR OCCC Sensor w/0-10V DI and relay drive output, 12-24VDC IP65	<a href="#">PSC-ZKV-I-100-BLE-SR</a>
W10R	Receptacle for W10	PSC-ZKV-R1T
W11	Controller, 0-10V mesh, 12-24VDC IP65	<a href="#">PSC-ZKV-WCM-100-BLE-SR</a>
P7	12V power supply for fixture mount with relay	<a href="#">PSC-AC-PP-700C</a>

**LALC - LOCAL AREA LIGHTING CONTROL (CIRCUIT LEVEL)**

ATG Code	Description	Model Number
W10R	Receptacle for W10	PSC-ZKV-R1T
W11	Controller, 0-10V mesh, 12-24VDC IP65	<a href="#">PSC-ZKV-WCM-100-BLE-SR</a>

**SAFC - STAND ALONE FIXTURE CONTROL**

ATG Code	Description	Model Number
AR	Sensor, PIR, outdoor occupancy, and daylight multi-level dim	<a href="#">BRI823</a>
R1	Programmer, hand held remote for BRI series sensor	<a href="#">RC-100</a>
N3R	3 pin NEMA receptacle, fixture installed	RE-207
PC3	Photocontrol, 3 pin NEMA, on/off	<a href="#">JL-207</a>

**ACCESSORIES**

ATG Code	Description	Model Number
SF	Slipfitter 2-3/8"Ø	MSF-AR-00
YK	Yoke Mount Bracket	MYK-AR-01
TN	Trunnion Mount Bracket	MTN-AR-00
AMF	Arm Mount Pole, Fixed, 90°	MAM-AR-01
AM	Arm Mount Arm, Adjustable 0-180°	MAM-AR-00
UB	Wall Mount Arm, Adjustable 0-180°	MUB-AR-01
—	Glare Shield, Four-Sided	SHD-AR-01
—	Glare Shield, House Side	SHD-AR-02
L2	Lens, PIR, Low Bay 30FTh x 60ft Diameter (fits PSC-BL-I-FM-DC0 Sensor)	PIR-BL01-F3-LBL-BN
L4	Lens, PIR, High Bay 40ft h x 70ft Diameter (fits PSC-BL-I-FM-DC0 Sensor)	PIR-BL01-F5-HBL-BN

**PROJECTED LUMEN MAINTENANCE**

Ambient Test Temp	Reported Hours	0 Hrs	25,000 Hrs	TMI21-11 <sup>†</sup> L94 54,000	50,000 Hrs	100,000 Hrs	L70 Hrs
25°C / 77°F	>54,000	1.0	.966	.943	.946	.907	405,000

<sup>‡</sup>Projected per IESNA TM-21-11

<sup>†</sup>DLC Reported Hours = Max 6x LM-80 tested duration (SSC STWxC25B-xx @9,000 Hrs)

## PERFORMANCE CHART

Model Number	Wattage	Voltage	CRI	Optics	EPA	B	U	G	DLC	Shipping
AR-60-XX-T2	60	100-277 / 347-480	70+	T2	.52‡	2	3	2	*	Built to order
AR-60-XX-T3	60	100-277 / 347-480	70+	T3		2	3	3	*	Built to order
AR-60-XX-T4	60	100-277 / 347-480	70+	T4		2	3	2	*	Built to order
AR-60-XX-T5	60	100-277 / 347-480	70+	T5		3	3	2	*	Built to order
AR-100-XX-T2	100	100-277 / 347-480	70+	T2		3	3	3	✓	Quick shipping
AR-100-XX-T3	100	100-277 / 347-480	70+	T3		3	3	3	✓	Quick shipping
AR-100-XX-T4	100	100-277 / 347-480	70+	T4		2	3	2	✓	Quick shipping
AR-100-XX-T5	100	100-277 / 347-480	70+	T5		4	3	2	✓	Quick shipping
AR-120-XX-T2	120	100-277 / 347-480	70+	T2		3	3	3	*	Built to order
AR-120-XX-T3	120	100-277 / 347-480	70+	T3		3	3	3	*	Built to order
AR-120-XX-T4	120	100-277 / 347-480	70+	T4		3	3	3	*	Built to order
AR-120-XX-T5	120	100-277 / 347-480	70+	T5		4	3	2	*	Built to order
AR-150-XX-T2	150	100-277 / 347-480	70+	T2		3	3	3	✓	Quick shipping
AR-150-XX-T3	150	100-277 / 347-480	70+	T3		3	3	3	✓	Quick shipping
AR-150-XX-T4	150	100-277 / 347-480	70+	T4		3	3	3	✓	Quick shipping
AR-150-XX-T5	150	100-277 / 347-480	70+	T5		4	3	2	✓	Quick shipping
AR-200-XX-T2	200	100-277 / 347-480	70+	T2	.67‡	4	3	4	✓	Built to order
AR-200-XX-T3	200	100-277 / 347-480	70+	T3		4	3	4	✓	Built to order
AR-200-XX-T4	200	100-277 / 347-480	70+	T4		3	3	4	✓	Built to order
AR-200-XX-T5	200	100-277 / 347-480	70+	T5		5	3	4	✓	Built to order
AR-240-XX-T2	240	100-277 / 347-480	70+	T2		4	3	4	*	Built to order
AR-240-XX-T3	240	100-277 / 347-480	70+	T3		4	3	4	*	Built to order
AR-240-XX-T4	240	100-277 / 347-480	70+	T4		3	3	4	*	Built to order
AR-240-XX-T5	240	100-277 / 347-480	70+	T5		5	3	4	*	Built to order
AR-300-XX-T2	300	100-277 / 347-480	70+	T2		4	3	4	✓	Quick shipping
AR-300-XX-T3	300	100-277 / 347-480	70+	T3		4	3	4	✓	Quick shipping
AR-300-XX-T4	300	100-277 / 347-480	70+	T4		4	3	4	✓	Quick shipping
AR-300-XX-T5	300	100-277 / 347-480	70+	T5		5	3	4	✓	Quick shipping

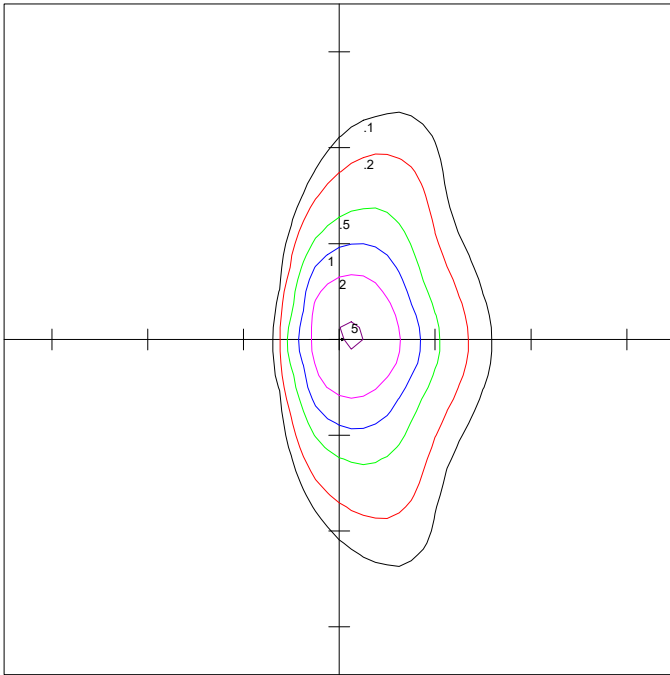
\*DLC can be obtained upon receipt of an order, please contact sales.

‡EPA rating includes mounting, assumes largest mount and largest side area, 90° to Nadir

Model Number	Wattage	CCT	Efficacy (LPW)	Lumen** (LM)	HID/MH Equivalency
AR-60-30-TX	60	3000	147	8552	175W MH / HPS
AR-60-40-TX	60	4000	153	9190	
AR-60-50-TX	60	5000	154	9215	
AR-100-30-TX	100	3000	147	14900	250W MH / HPS
AR-100-40-TX	100	4000	153	15464	
AR-100-50-TX	100	5000	154	15532	
AR-120-30-TX	120	3000	137	16442	300W MH / HPS
AR-120-40-TX	120	4000	143	17166	
AR-120-50-TX	120	5000	143	17200	
AR-150-30-TX	150	3000	137	20774	320W MH / HPS
AR-150-40-TX	150	4000	143	21599	
AR-150-50-TX	150	5000	143	21686	
AR-200-30-TX	200	3000	148	30212	400W MH / HPS
AR-200-40-TX	200	4000	154	31420	
AR-200-50-TX	200	5000	156	31722	
AR-240-30-TX	240	3000	140	33619	500W MH / HPS
AR-240-40-TX	240	4000	146	34950	
AR-240-50-TX	240	5000	134	32108	
AR-300-30-TX	300	3000	140	41565	750W MH / HPS
AR-300-40-TX	300	4000	146	43041	
AR-300-50-TX	300	5000	147	43598	

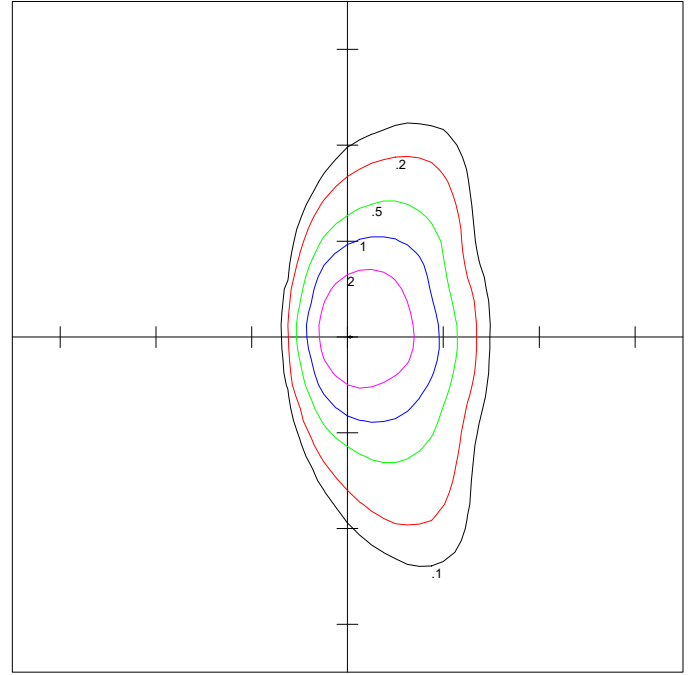
\*\*Performance values based on Type III optic, for other distributions contact ATG

### COVERAGE



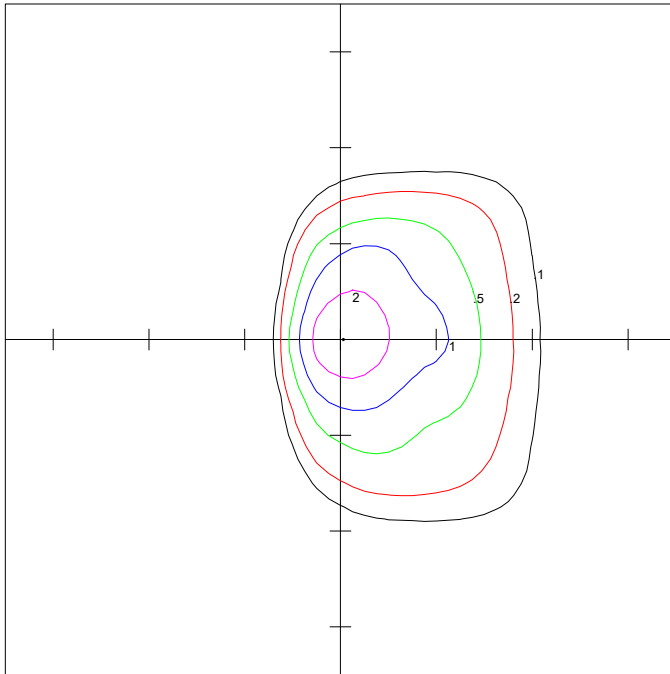
ATG ELECTRONICS  
ARCHER AR-100-50-T2-LS  
13.78"L X 13.38"W X 3.26"H. LED AREA FIXTURE  
LED MODULES WITH T2 OPTICS AND SHIELD

Horizontal Footcandles  
Scale: 1 Inch = 40 Ft.  
Light Loss Factor = 1.00  
Lumens Per Lamp = N.A. (absolute photometry)  
Luminaire Lumens = 11260  
Mounting Height = 25.00 Ft  
Maximum Calculated Value = 5.31 Fc  
Arrangement: Single



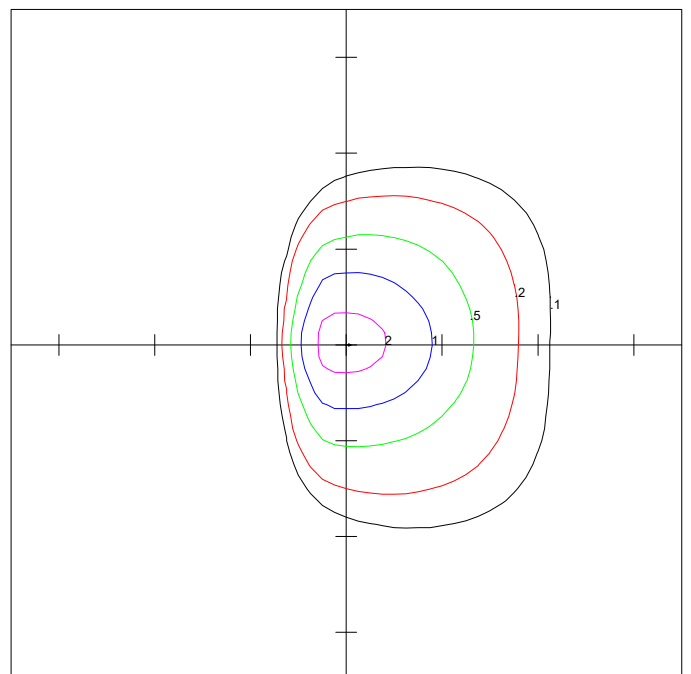
ATG ELECTRONICS  
ARCHER AR-100-50-T3-LS  
13.78"L X 13.38"W X 3.26"H. LED AREA FIXTURE  
LED MODULES WITH T3 OPTICS AND SHIELD

Horizontal Footcandles  
Scale: 1 Inch = 40 Ft.  
Light Loss Factor = 1.00  
Lumens Per Lamp = N.A. (absolute photometry)  
Luminaire Lumens = 11365  
Mounting Height = 25.00 Ft  
Maximum Calculated Value = 4.30 Fc  
Arrangement: Single



ATG ELECTRONICS  
ARCHER AR-100-50-T4-LS  
13.78"L X 13.38"W X 3.26"H. LED AREA FIXTURE  
LED MODULES WITH T4 OPTICS AND SHIELD

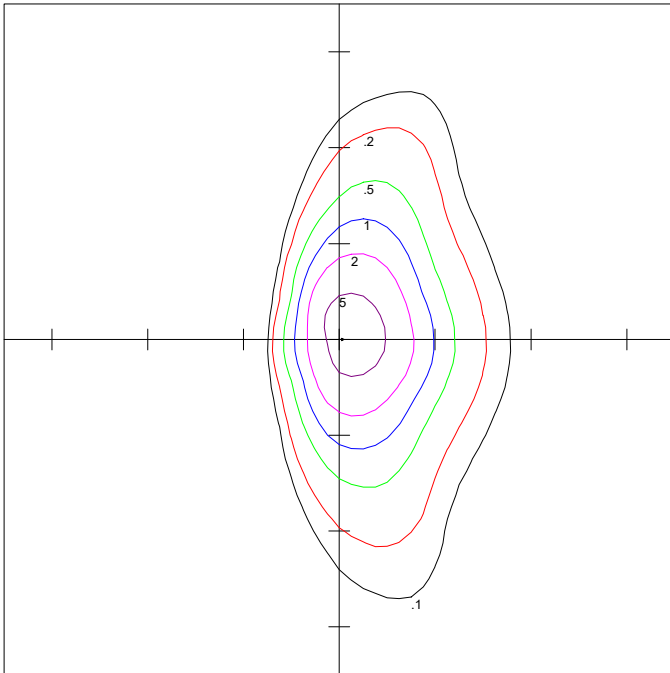
Horizontal Footcandles  
Scale: 1 Inch = 40 Ft.  
Light Loss Factor = 1.00  
Lumens Per Lamp = N.A. (absolute photometry)  
Luminaire Lumens = 10596  
Mounting Height = 25.00 Ft  
Maximum Calculated Value = 3.34 Fc  
Arrangement: Single



ATG ELECTRONICS  
ARCHER AR-100-50-T5-LS  
13.78"L X 13.38"W X 3.26"H. LED AREA FIXTURE  
LED MODULES WITH T5 OPTICS AND SHIELD

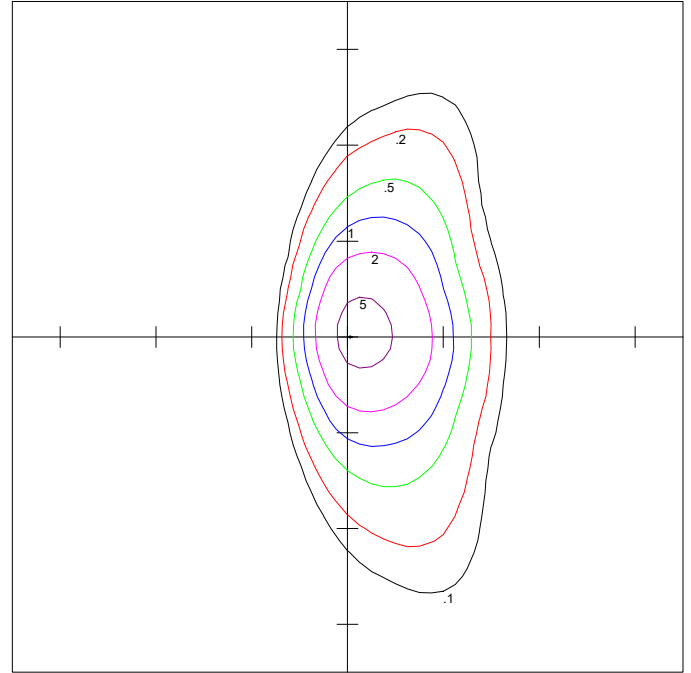
Horizontal Footcandles  
Scale: 1 Inch = 40 Ft.  
Light Loss Factor = 1.00  
Lumens Per Lamp = N.A. (absolute photometry)  
Luminaire Lumens = 9719  
Mounting Height = 25.00 Ft  
Maximum Calculated Value = 2.56 Fc  
Arrangement: Single

## COVERAGE (CONTINUED)



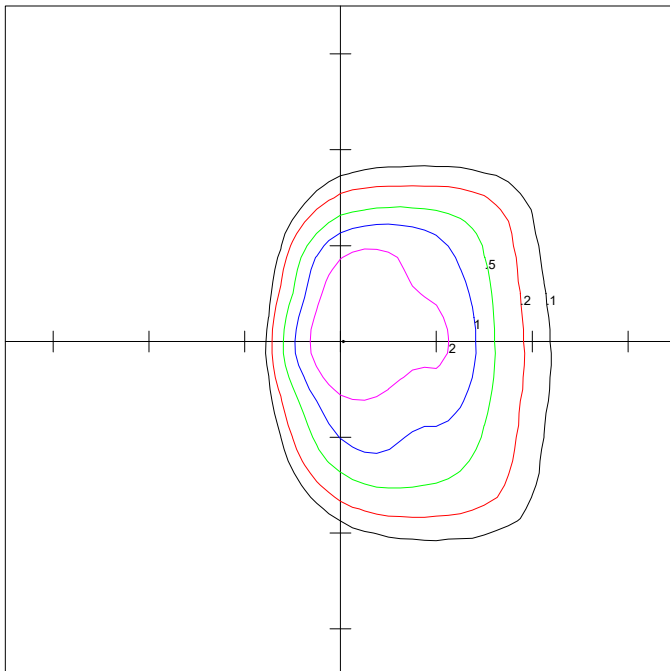
ATG ELECTRONICS  
ARCHER AR-150-50-T2-LS  
13.78"L X 13.38"W X 3.26"H. LED AREA FIXTURE  
LED MODULES WITH T2 OPTICS WITH SHIELD

Horizontal Footcandles  
Scale: 1 Inch = 40 Ft.  
Light Loss Factor = 1.00  
Lumens Per Lamp = N.A. (absolute photometry)  
Luminaire Lumens = 17460  
Mounting Height = 25.00 Ft  
Maximum Calculated Value = 8.69 Fc  
Arrangement: Single



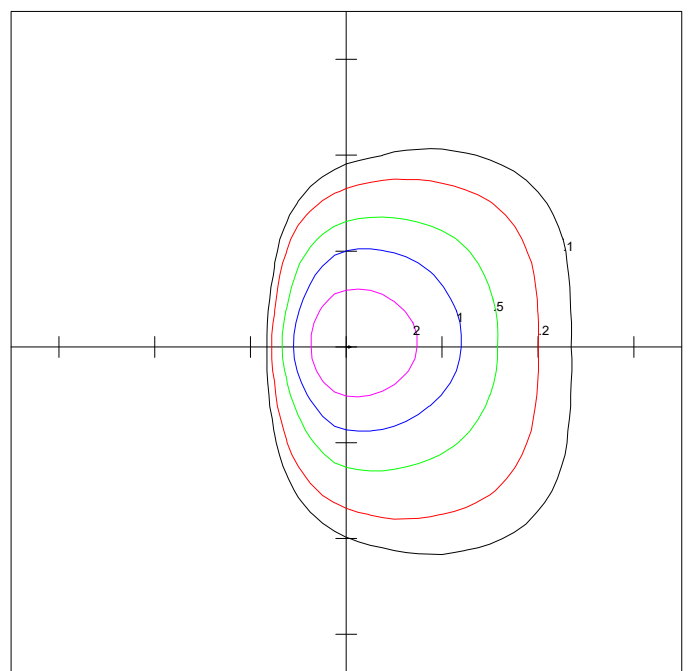
ATG ELECTRONICS  
ARCHER AR-150-50-T3-LS  
13.78"L X 13.38"W X 3.26"H. LED AREA FIXTURE  
LED MODULES WITH T3 OPTICS WITH SHIELD

Horizontal Footcandles  
Scale: 1 Inch = 40 Ft.  
Light Loss Factor = 1.00  
Lumens Per Lamp = N.A. (absolute photometry)  
Luminaire Lumens = 17636  
Mounting Height = 25.00 Ft  
Maximum Calculated Value = 7.07 Fc  
Arrangement: Single



ATG ELECTRONICS  
ARCHER AR-150-50-T4-LS  
13.78"L X 13.38"W X 3.26"H. LED AREA FIXTURE  
LED MODULES WITH T4 OPTICS WITH SHIELD

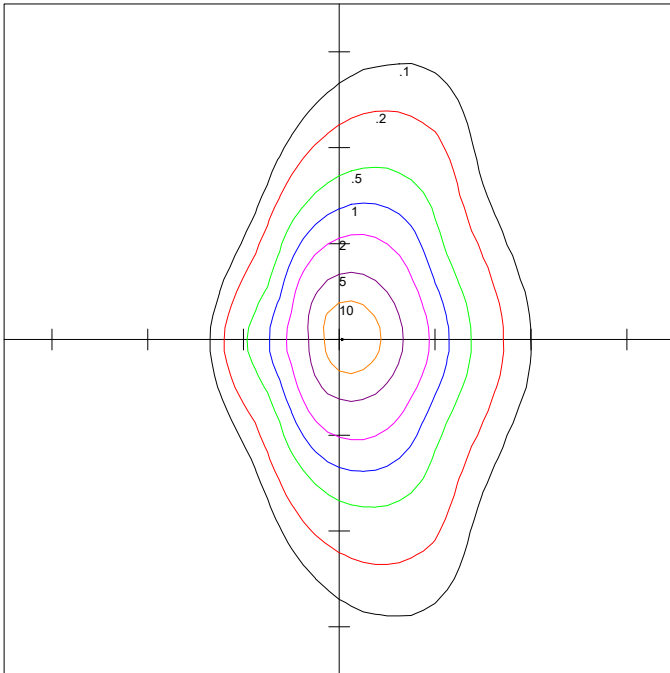
Horizontal Footcandles  
Scale: 1 Inch = 40 Ft.  
Light Loss Factor = 1.00  
Lumens Per Lamp = N.A. (absolute photometry)  
Luminaire Lumens = 17044  
Mounting Height = 25.00 Ft  
Maximum Calculated Value = 4.86 Fc  
Arrangement: Single



ATG ELECTRONICS  
ARCHER AR-150-50-T5-LS  
13.78"L X 13.38"W X 3.26"H. LED AREA FIXTURE  
LED MODULES WITH T5 OPTICS WITH SHIELD

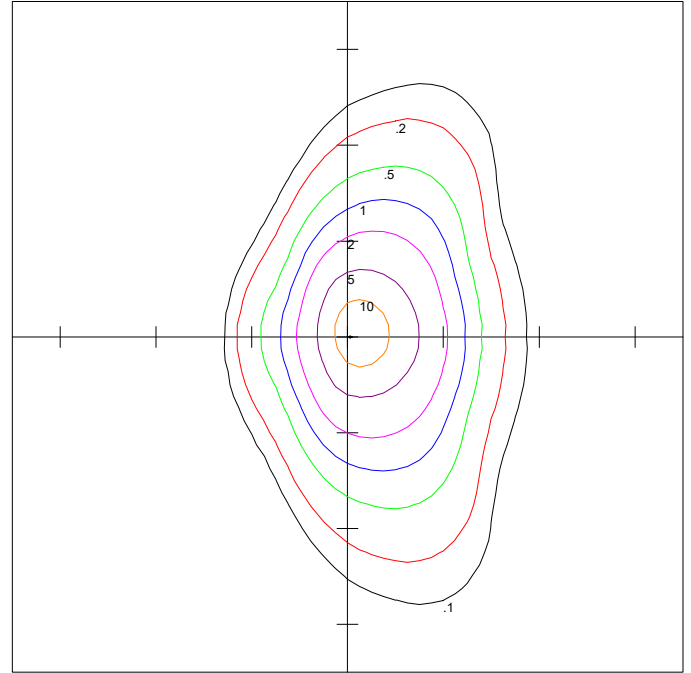
Horizontal Footcandles  
Scale: 1 Inch = 40 Ft.  
Light Loss Factor = 1.00  
Lumens Per Lamp = N.A. (absolute photometry)  
Luminaire Lumens = 14886  
Mounting Height = 25.00 Ft  
Maximum Calculated Value = 3.92 Fc  
Arrangement: Single

## COVERAGE (CONTINUED)



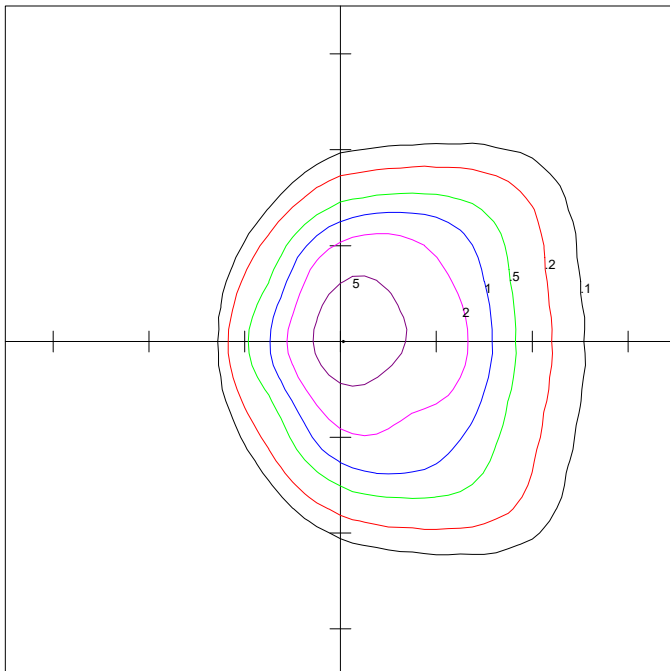
ATG ELECTRONICS  
ARCHER AR-300-50-T2-LS  
21.33"L X 13.38"W X 3.35"H. LED AREA FIXTURE  
LED MODULES WITH T2 OPTICS WITH SHIELD

Horizontal Footcandles  
Scale: 1 Inch = 40 Ft.  
Light Loss Factor = 1.00  
Lumens Per Lamp = N.A. (absolute photometry)  
Luminaire Lumens = 32621  
Mounting Height = 25.00 Ft  
Maximum Calculated Value = 15.75 Fc  
Arrangement: Single



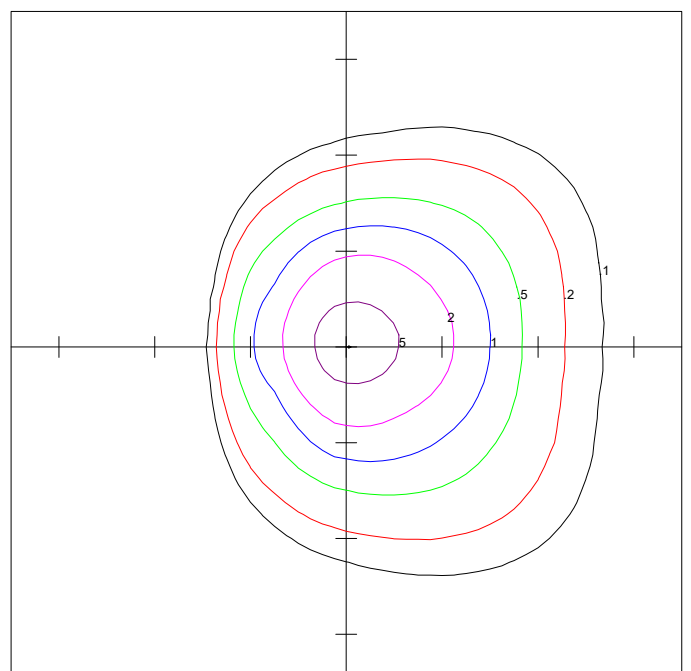
ATG ELECTRONICS  
ARCHER AR-300-50-T3-LS  
21.33"L X 13.38"W X 3.35"H. LED AREA FIXTURE  
LED MODULES WITH T3 OPTICS WITH SHIELD

Horizontal Footcandles  
Scale: 1 Inch = 40 Ft.  
Light Loss Factor = 1.00  
Lumens Per Lamp = N.A. (absolute photometry)  
Luminaire Lumens = 32862  
Mounting Height = 25.00 Ft  
Maximum Calculated Value = 14.38 Fc  
Arrangement: Single



ATG ELECTRONICS  
ARCHER AR-300-50-T4-LS  
21.33"L X 13.38"W X 3.35"H. LED AREA FIXTURE  
LED MODULES WITH T4 OPTICS WITH SHIELD

Horizontal Footcandles  
Scale: 1 Inch = 40 Ft.  
Light Loss Factor = 1.00  
Lumens Per Lamp = N.A. (absolute photometry)  
Luminaire Lumens = 31596  
Mounting Height = 25.00 Ft  
Maximum Calculated Value = 9.60 Fc  
Arrangement: Single

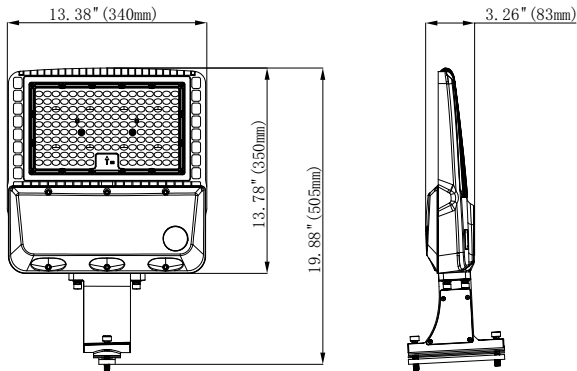


ATG ELECTRONICS  
ARCHER AR-300-50-T5-LS  
21.33"L X 13.38"W X 3.35"H. LED AREA FIXTURE  
LED MODULES WITH T5 OPTICS WITH SHIELD

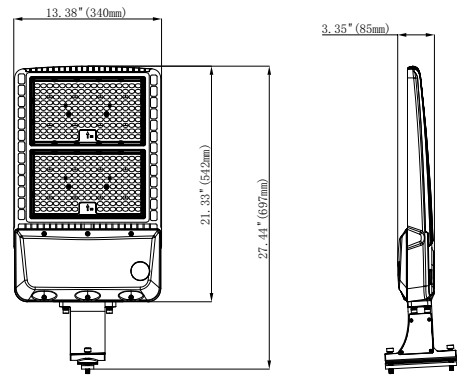
Horizontal Footcandles  
Scale: 1 Inch = 40 Ft.  
Light Loss Factor = 1.00  
Lumens Per Lamp = N.A. (absolute photometry)  
Luminaire Lumens = 29223  
Mounting Height = 25.00 Ft  
Maximum Calculated Value = 7.79 Fc  
Arrangement: Single

## DIMENSIONS

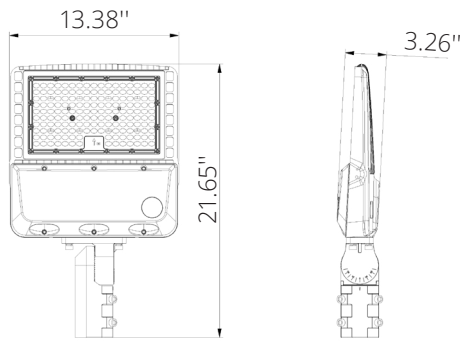
**MAM-AR-01** 60W-150W Arm Mount



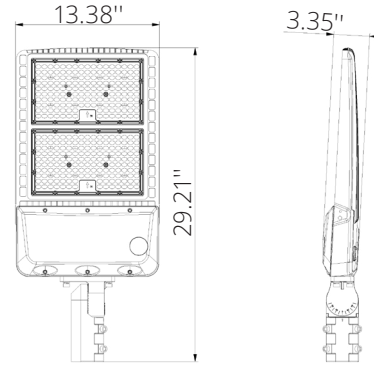
**MAM-AR-01** 200W-300W Arm Mount



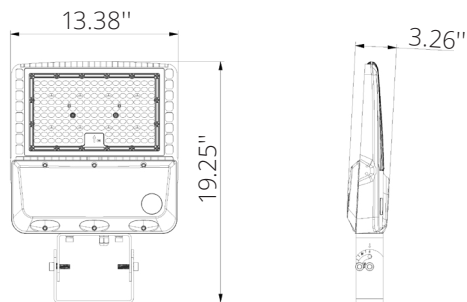
**MSF-AR-00** 60W-150W Slip Fitter



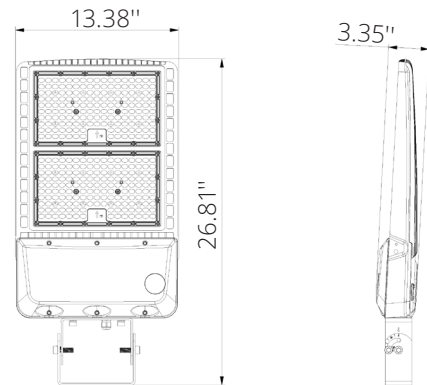
**MSF-AR-00** 200W-300W Slip Fitter



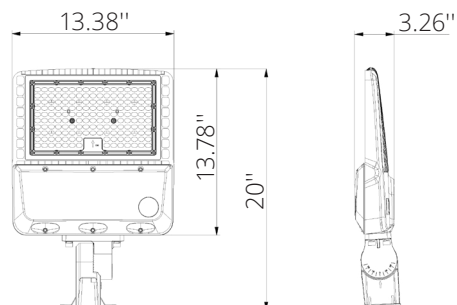
**MTN-AR-00** 60W-150W Trunnion Bracket



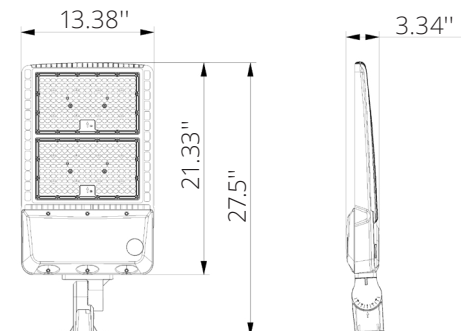
**MTN-AR-00** 200W-300W Trunnion Bracket



**MYK-AR-01** 60W-150W Yoke Mount Bracket

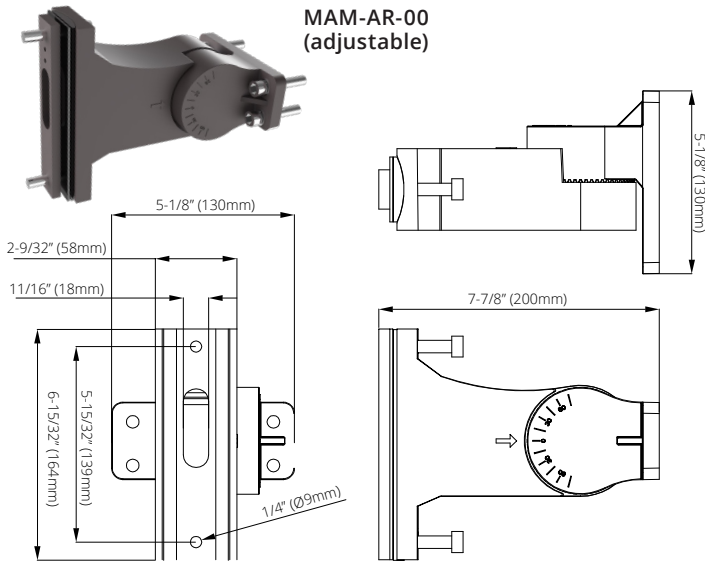


**MYK-AR-01** 200W-300W Yoke Mount Bracket



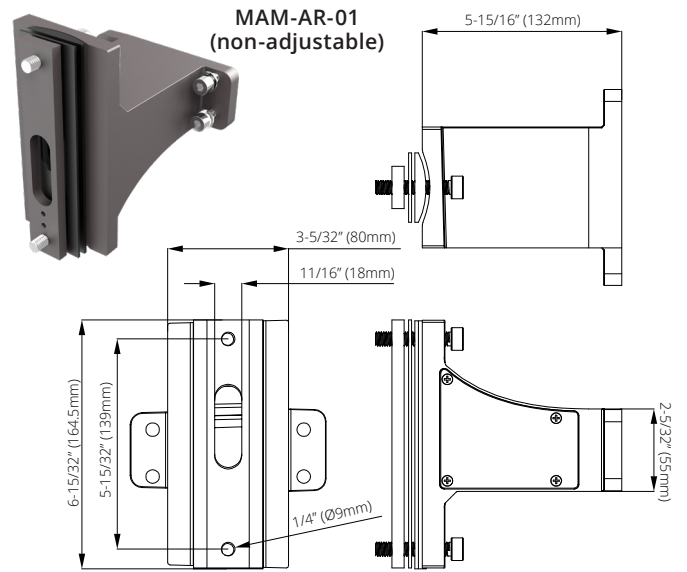
**Adjustable Arm Mount**

**MAM-AR-00**



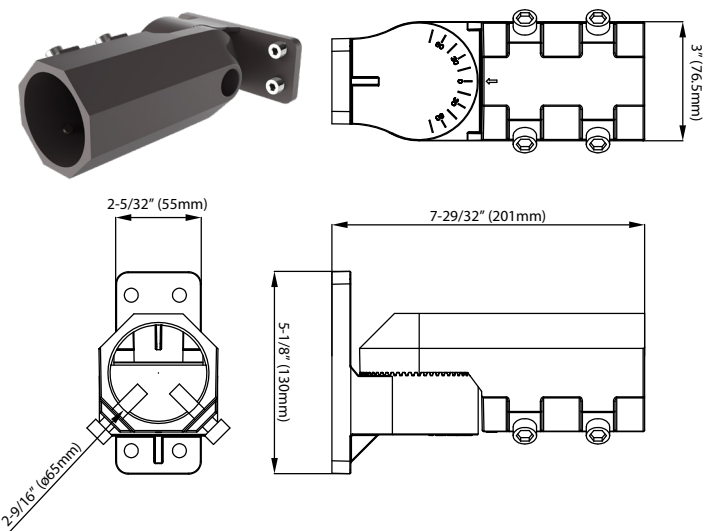
**Fixed Arm Mount**

**MAM-AR-01**



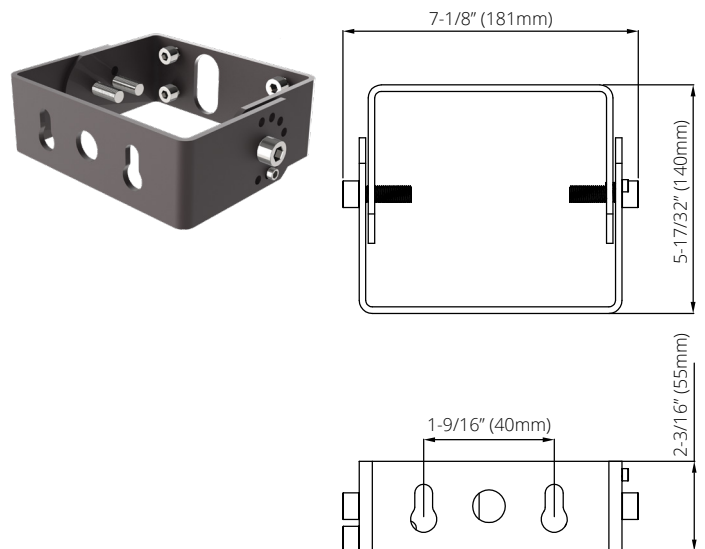
**Slipfitter Mount**

**MSF-AR-00**



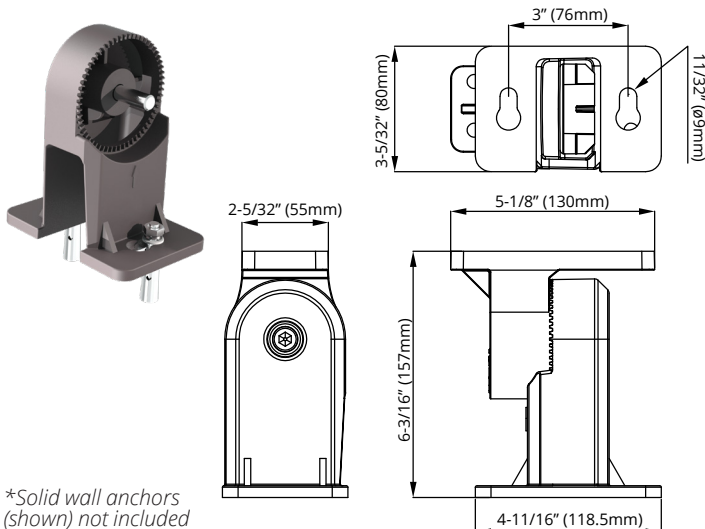
**Trunnion Mount**

**MTN-AR-00**



**Wall Mount**

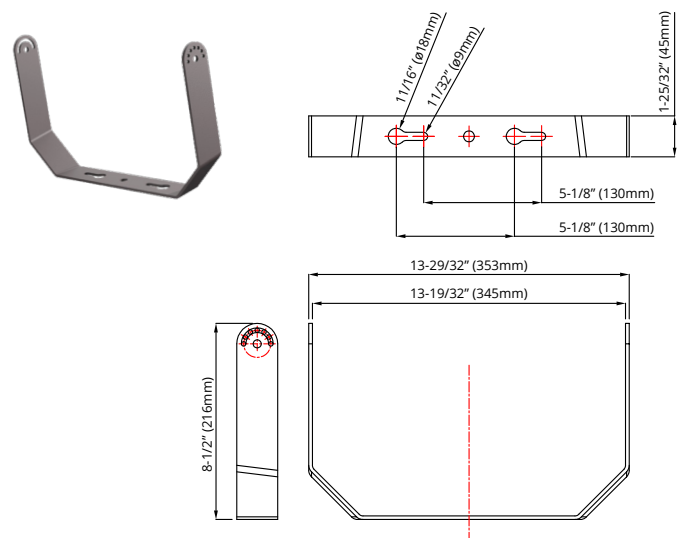
**MUB-AR-01**



\*Solid wall anchors (shown) not included



**Yoke Mount**

**MYK-AR-01**





### ACCESSORIES

Shield	SHD-AR-01	Shield	SHD-AR-02
	<b>360° Four-Sided Shield**</b> 		<b>House Side Shield†</b> 
	‡For Iso-line profiles contact ATG LED Lighting *Full Shield fits 200W-300W only		

### 10 YEAR WARRANTY

ATG Electronics®

Industry Leading 10 Year Limited Warranty For North American LED Lighting Fixtures

ATG Electronics warrants to the original purchaser of ATG Electronics Domestic LED products listed above that were manufactured for which the ATG Electronics Spec Sheet located on our website contains the words "10 year limited warranty" that, subject to the below terms and conditions of this warranty, when such LED products are properly installed they will comply with ATG Electronics published product specifications for such products and will be free from material defects in material and workmanship for a period of ten (10) years from the date of sale by ATG Electronics, or, if lesser, 50,000 hours of operation (at an average of 13.6 hours per day operation). The LED arrays in the Product(s) will be considered defective in material or workmanship only if a total of 15% or more of the individual light emitting diodes in the Product(s) fail to illuminate.

The above express limited warranty is extended by ATG Electronics® only to the original or first end-user purchaser and only for the original installed location. This warranty only applies to products purchased after June 1, 2017. This warranty is non-transferrable, whether by assignment or operation of law. The original purchaser must provide warranty claims to ATG Electronics within the warranty period promptly upon discovery and in accordance with ATG Electronics Return and Repair Procedures as outlined within this document.

Should any defects be found by ATG Electronics upon its inspection of the properly returned product, ATG Electronics sole responsibility and liability under this warranty will be, at its option, to either repair or replace the defective part or parts or else make available a new replacement unit that will provide equal or better performance. All decisions regarding the existence or non-existence of defects or otherwise affecting the warranty shall be made by ATG ELECTRONICS and shall be final and binding on all parties. Where a defective LED product is replaced under this warranty, the balance of the original warranty period shall remain effective.

#### Conditions and Exclusions

This warranty is conditioned upon proper installation, use and maintenance. This warranty will automatically become null and void and shall not be applicable to any LED fixture which (i) has not been timely paid for, (ii) is not installed and operated in accordance with the current edition of The National Electric Code (NEC), the Standards for Safety of Underwriters' Laboratory, Inc. (UL) or with ATG Electronics instructions and guidelines, (iii) has been moved from its original installation, (iv) has been installed within an area that has exposure to sulfur or any area with high acidic compounds in use, (v) has been operated in an ambient temperature or humidity that is higher than 35 degrees Celsius, (vi) has been subjected to a lightning strike, power surge or over voltage condition, (vii) has its LED Board subjected to static electricity due to failure to discharge same prior to connecting or disconnecting the lead from the LED board, (viii) was not installed and/or operated in accordance with ATG Electronics instructions and guidelines, (ix) has been mishandled, misused, abused, tampered with, modified or altered by anyone other than ATG ELECTRONICS, (x) has been subjected to abnormal stresses and operating conditions, or (xi) has been operated without over voltage and lightning protection devices in place.

#### Limitations

#### Disclaimers & Limitations of Liability

The foregoing warranty is exclusive of all other statutory, written or oral warranties and no other warranties of any kind, statutory, by operation of law or course of performance, or otherwise, are given, herein expressed or otherwise received. EXCEPT AS EXPRESSLY PROVIDED ABOVE, ATG ELECTRONICS DISCLAIMS ALL REPRESENTATIONS, WARRANTIES AND CONDITIONS OF ANY KIND, EXPRESS OR IMPLIED, REGARDING THE LED PRODUCTS AND ITS SERVICES, INCLUDING, WITHOUT LIMITATION, THE IMPLIED WARRANTIES OF MERCHANTABILITY AND FITNESS FOR A PARTICULAR USE OR PURPOSE.

**LIMITATION OF LIABILITY.** Other than the obligation to repair or replace as provided above, ATG Electronics shall have no liability for any losses, expenses or damages as a result of the installation, use, inability to use, removal or replacement of any LED product. ATG Electronics will not under any circumstances whether as a result of breach of contract, breach of warranty, tort, strict liability or otherwise be liable for consequential, incidental, special or exemplary damages including but not limited to, loss of profits or revenues, loss of any other goods or associated equipment or

damage to any associated equipment, cost of capital, cost of substitute products, facilities or services, down time cost or claims of claimant's customers. ATG Electronics liability on any claim of any kind for any loss or damages arising out of, resulting from or concerning any LED product, any aspect of this warranty or for any products or services furnished hereunder shall not exceed the price of the fixture which gives rise to the claim.

#### Return and Repair Procedures

All warranty requests and or questions are to be directed to ATG Electronics Customer Service Department (CSD) at 888-618-7298. If deemed necessary, the CSD will issue a Returned Merchandise Authorization (RMA) number which must be included on both the packing slip of the component or fixture being returned and on the outside of the box. You must include your name and contact information, including your email address, on the packing slip so that we can contact you easily. Each component or fixture must be packaged very carefully and properly so as to prevent damages in shipment and must be shipped freight prepaid. Please obtain a proof of delivery to ensure that the material is received.

Once the component or fixture has been received and tested, an evaluation report will be provided to the end user via email. This report will clarify the following:

- I) The component / fixture is covered under the warranty policy and will either be repaired or replaced.
- II) The component / fixture is not covered under the warranty policy and the reason for this determination.

If ATG ELECTRONICS determines that the component or fixture is covered under the warranty, then the appropriate repairs will be started or a replacement fixture will be manufactured and shipped. Please note that in the event the returned component or fixture is found not to be covered under this warranty, you may be subject to a labor charge for the evaluation process and will be responsible for all return shipping charges and fees. For components and fixtures determined to be covered under this warranty prior to the first anniversary of the Sale Date, the repaired or replacement component or fixture will be returned to you at no charge. You will be responsible for all other shipping charges.

#### No Labor Reimbursement

All components and fixtures determined to be covered by this warranty as provided above, will be repaired or replaced at no charge to the customer, however, except as expressly provided above with respect to recessed and linear fixtures during the first year, the customer must hire and pay for an electrician to remove and reinstall such components and fixtures. No labor costs will be covered for the removal or reinstallation of any components or fixtures. The warranty does not cover modifications, repairs or replacements, or the related labor or materials costs, that may be necessary to facilities or third party products in connection with the removal, repair, or replacement of any LED product under this warranty.