


CLP-3096

Architectural LED Bollard



CLB-3096 is Designed with a Domed Top to create a Sophisticated Look. It is built with Cast Aluminum Housing and is Assembled with a Clear Acrylic Lens for durability. The CLB-3096 is ideal for Exterior Locations such as Pedestrian Walkways, Exterior Grounds of Office, Apartment Buildings, Hotels and Parks.

-10 year/100,000 hour limited warranty.

FEATURES

- Energy Savings: Over 66% compared to HID light sources
- Improved lumen maintenance.
- Manufactured with high efficient Phillips® Lumiled LED'S.
- Operating Temperatures: -30°C ~ 60°C.
- Driver: Constant current, 120-277v, 50/60Hz.
- IP 65, suitable for wet locations.
- Photo cell, wireless controls capable, emergency battery (optional w/ adapter).
- Operating life: >200,000 hours

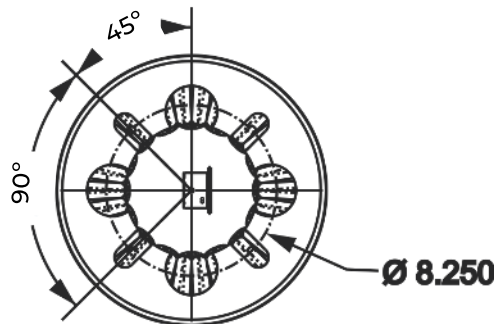
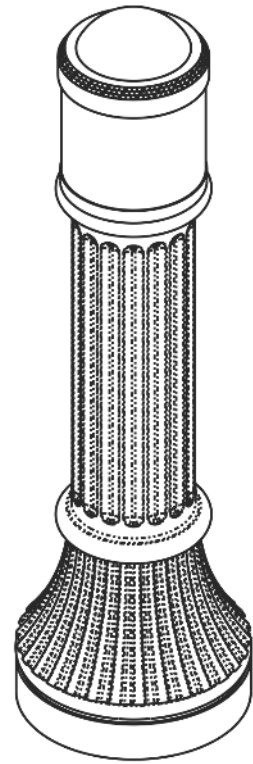
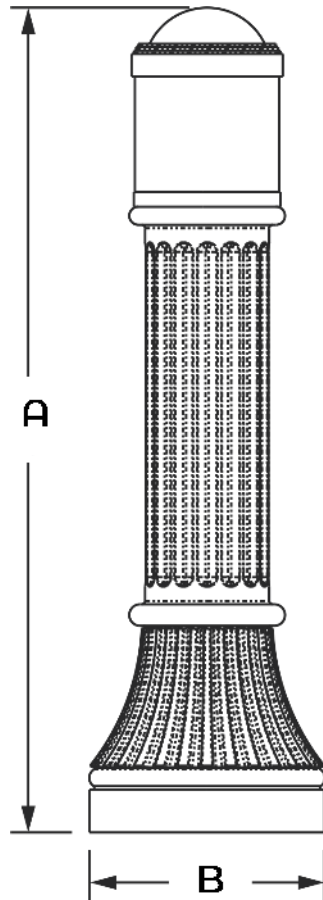
CONSTRUCTION

- Housing is heavy-duty die-cast aluminum
- 3Mil Powder Coat Bronze Finish (Standard)
- Clear acrylic lens (Standard)
- T3 or T5 Glass Refractor (Optional)



Example: (CLB-3096-T3-15CLED-30K-MV-BLK-PC)

CLP-3096						
CAT #	DISTR.	WATTS	COLOR TEMP.	VOLTAGE	COLOR	OPTIONS
CLP-3096	TYPE 3 (T3)	15W (15CLED)	3000K (30K)	120-277V (MV)	BLACK (BLK)	Photocell (PC)
	TYPE 5 (T5)	20W (20CLED)	4000K (40K)	480V (48)	WHITE (WH)	Wireless Controls (WC)
		30W (30CLED)	5000K (50K)		BRONZE (BRZ)	Emergency Battery Backup (EMR)
					SILVER (SIL)	Anchor Bolt Kit
					GRAPHITE (GPH)	(4) 3/8 x 12" Long Anchor Bolts (BAK12)
					MARINE GRADE (MG)	



DOOR LOCATION
(4X) 3/8 x 12" Long Anchors

Dimensions			
CAT#	A	B	C
CLP-3096	45" 1/2	13"	6"

MODEL #	INPUT POWER	LUMEN OUTPUT	LP/W	COLOR TEMP. (CCT)	CRI	RATED LIFE (L70)	INPUT VOLTAGE	INPUT FREQUENCY
CLP-3096-15CLED	20W	2,754	183	5000K	70+	>200,000	120-277V	50/60HZ
CLP-3096-20CLED	25W	3,308	165	5000K	70+	>200,000	120-277V	50/60HZ
CLP-3096-30CLED	35W	4,403	146	5000K	70+	>200,000	120-277V	50/60HZ