

The CLP-X43 is an architectural LED area light fixture constructed with rugged die-cast aluminum. IP66 OPTICS standard . Perfect for lighting up residential exteriors, walkways, perimeters, school campuses, industrial/commercial spaces, parking lots, recreational parks.

- 10 year/100,000 hour limited warranty.
- Dark Sky Luminaire

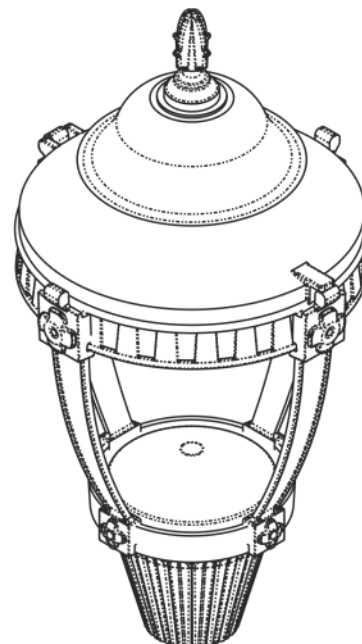
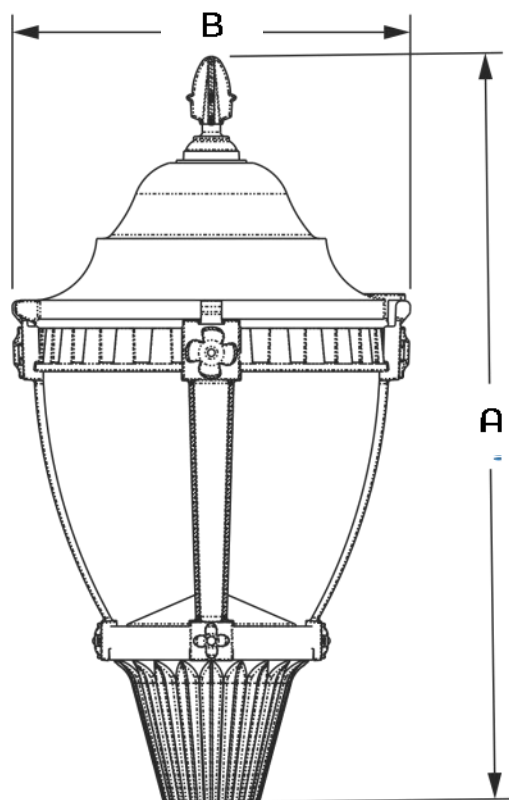
FEACTURES

- Energy Savings: Over 66% compared to HID light sources..
- Improved lumen maintenance.
- Utilizes high efficient Phillips Lumiled LED's.
- Operating temperatures: -30°C ~ 60°C.
- Driver: Constant current, 120-277v or 480v (Optional).
- 10Kv surge protector (Standard)
- 0-10Dimming, Occupancy Sensors, Photocell and Wireless Controls (Optional)
- **CONSTRUCTION**
- Housing is Heavy-Duty Cast Aluminum.
- Clear Optical System
- 3 mils Powder Coat bronze finish (standard) various colors available
- Silicone gasket provide weather-tight protection.
- Mounting: over of a 3" O.D Tenon or Pole (standard) (Adapter is Required for other mounting sizes)



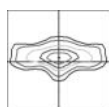
Example: (CLP-X43-40CLED-T2-5K-MV-3R-BRZ-WC)

CAT #	Wattage	Light Dist.	Color Temp	Voltage	Mounting	Color	Options
CLP-X43	20W (20CLED)	Type 2 (T2)	2700K (27K)	120-277V (MV)	3" O.D (3R)	BRONZE (BRZ)	MOTION SENSOR (OCC) PHOTO CELL (PC) WIRELESS CONTROL (WC)
	40W (40CLED)	Type 3 (T3)	3000K (3K)	480V (HV)		GRAY (GRY)	
	50W (50CLED)	Type 4 (T4)	4000K (4K)			BLACK (BLK)	
	60W (60CLED)	Type 5 (T5)	5000K (5K)			WHITE (WH)	
	70W (70CLED)					CUSTOM (CST)	

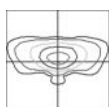


Shade Dimensions			
CAT#	A	B	EPA
CLP-X43	33" 3/8	17"	1.4

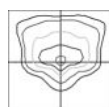
OPTIC DISTRIBUTION



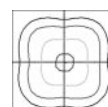
TYPE 2 (T2)



TYPE 3 (T3)




TYPE 4 (T4)



TYPE 5 (T5)

Cat#	Input Power	Lumen Output	Color Temp (CCT)	CRI	Rated Life (L70)	Input Voltage	Input Frequency	HID Equivalent
CLP-X43-20CLED	25W	3,650	5000K	70+	>200,000	120-277V	50/60HZ	50w MH
CLP-X43-40CLED	45W	6,492	5000K	70+	>200,000	120-277V	50/60HZ	150w HPS
CLP-X43-50CLED	55W	7,780	5000K	70+	>200,000	120-277V	50/60HZ	150w MH
CLP-X43-60CLED	65W	8,539	5000K	70+	>200,000	120-277V	50/60HZ	175w PSMH
CLP-X43-70CLED	75W	9,986	5000K	70+	>200,000	120-277V	50/60HZ	250w MH

All products are proudly manufactured and/or assembled in the USA



All products are proudly manufactured and/or assembled in the USA