



# LED Shoebox Area Light

## Product Description

LED SION Shoebox Use Best Die-Casting Aluminum housing, Anti-Corrosion Powder Coating Finish IP65 design. High-performance illumination that lasts 50,000 HRS. Over 10KV surge protection. Replace 300-1000W MH/HPS. Multiple Mounting Brackets Optional Suitable For Different Poles.

## Advantage

- UL DLC Certified.
- Seoul Chip, high CRI.
- IP65 UL Driver, Input Voltage 90-305VAC.
- Output Constant Current Lever can be Adjusted through output cable with 1-10V.
- No UV or IR in the beam.
- Easy Install and Maintenance.
- Energy Saving, Long Lifespan.
- Light is soft and uniform, safe to eyes.
- Instant Start, No flickering, No Harm.



## Applications

Outdoor basketball court, tennis court. Badminton court, the football field. The school playground, stadium. Community leisure entertainment plaza, road lamp etc.





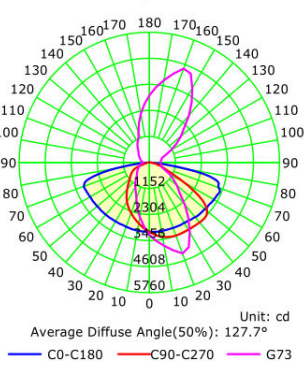
# LED Shoebox Light

## Specifications

Model No.	LS-ESBV7100WCT3A1-ABCDEF	LS-ESBV7150WCT3A1-ABCDEF	LS-ESBV7200WCT3A1-ABCDEF	LS-ESBV7300WCT3A1-ABCDEF
Input Power	100W	150W	200W	300W
Lumen	12500-14000 LM/W	18800-21000 LM/W	25000-28000 LM/W	37500-42000 LM/W
Lumen Efficacy	125-140 LM/W			
Color Temperature	4000K, 4500K, 5000K, 5700K			
CRI	>70			
Viewing Angle	150*85 Degree (Type III)			
Input Voltage	100-277VAC 50/60Hz			
PF	≥0.9			
THD	≤20%			
Driver Brand	SOSEN driver			
Driver Model	SS-100V-54B	SS-150V-54B	SS-200V-54B	SS-320V-54B
Optional Accessory	Photocell / Surge protector/ Motion sensor			
LED Brand	SEOUL			
LED Type	SMD3030			
LED QTY	98 PCS	154 PCS	196 PCS	308 PCS
Housing	Aluminum Alloy			
Housing Color	Black / Brown/white/Customized			
Waterproof Rating	WET (IP65)			
Operating Temperature	-40℃ TO 45℃			
Operating Humidity	20%-90% RH			
Storage Temperature	-40℃ TO 80℃			
Storage Humidity	10%-95% RH			
Warranty Time	5 Years			
Option Note	A: Lamp colors: P or Blank, P=Photocell , Blank=None Photocell ; C : S or Black, S=Surge protector , Blank=None Surge protector; D :M or Blank , M= Motion sensor , Blank=None Motion sensor ; E : Bracket type, AM,DM,YM,A&D ; F : CCT, 40=4000K,45=4500K,50=5000k,57=5700k.			

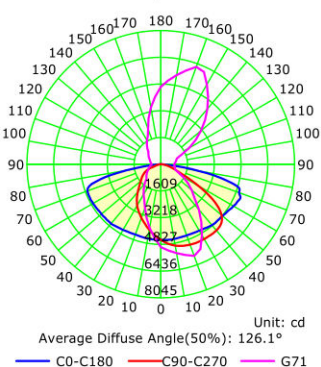
## Photometrics

Luminous Intensity Distribution Curve



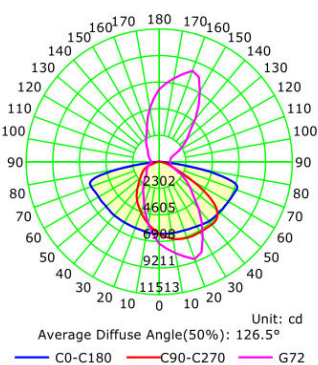
100W

Luminous Intensity Distribution Curve



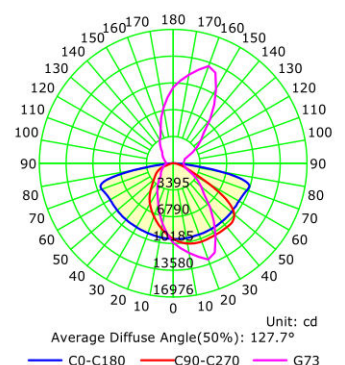
150W

Luminous Intensity Distribution Curve



200W

Luminous Intensity Distribution Curve



300W

# LED Shoebox Light

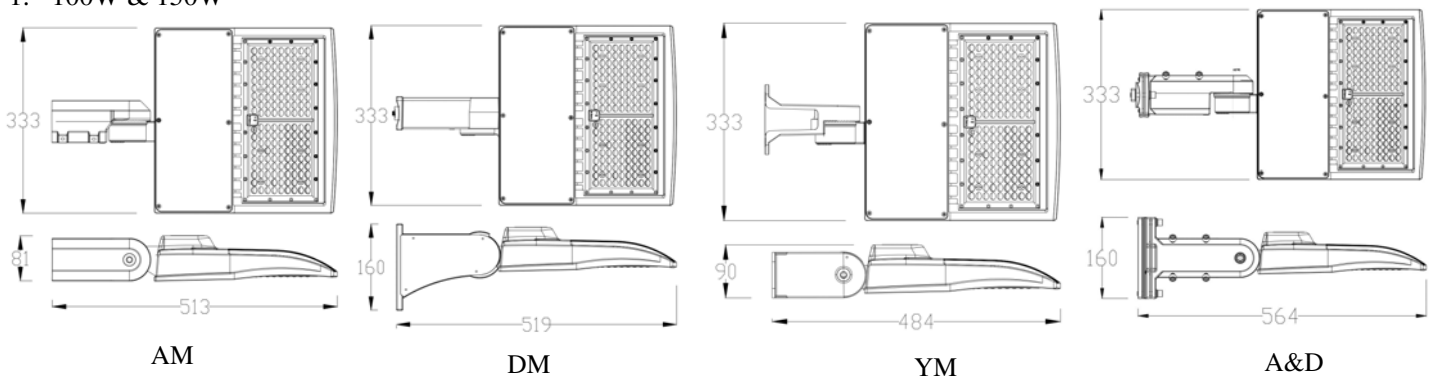
## Projected LED Lumen Maintenance

Operating hours	0	25000	50000
Lumen maintenance factor	1	0.91	0.8

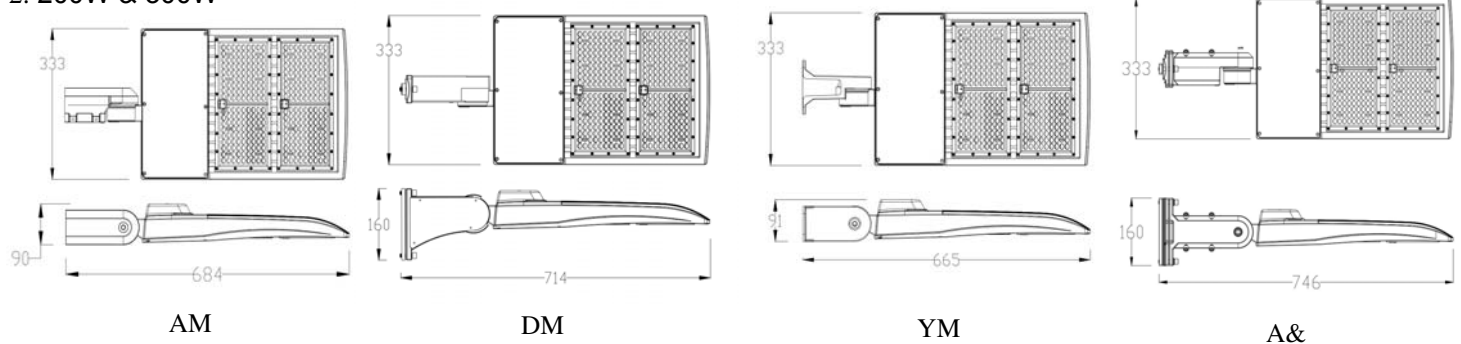
Data references the extrapolated performance projections for the SHOEBOX LED platform in a 25°C ambient, based on 10,000 hours of LED testing (tested per IESNA LM-80-08 and projected per IESNA TM-21-11).

## Dimensions

### 1. 100W & 150W



### 2. 200W & 300W



## Notice for User

Please turn off power before install or change assembly parts.  
The input voltage and lamps should be matched, after connecting the power line,  
Please make sure the wiring section is insulated.  
No-professionals, must not install and disassemble the lamps.

## After-sale Service

The product refers to electricians knowledge. Please don't disassemble it by yourself.  
If any quality problem happens, please contact the factory for warranty details.  
NOTE: Actual performance may differ as a result of end-user environment and application. All values are without notice.