



All products are proudly manufactured and/or assembled in the USA

ODIN Series

LED Architectural Fixture


DESIGN - QUALITY



ODN-SH1-OL

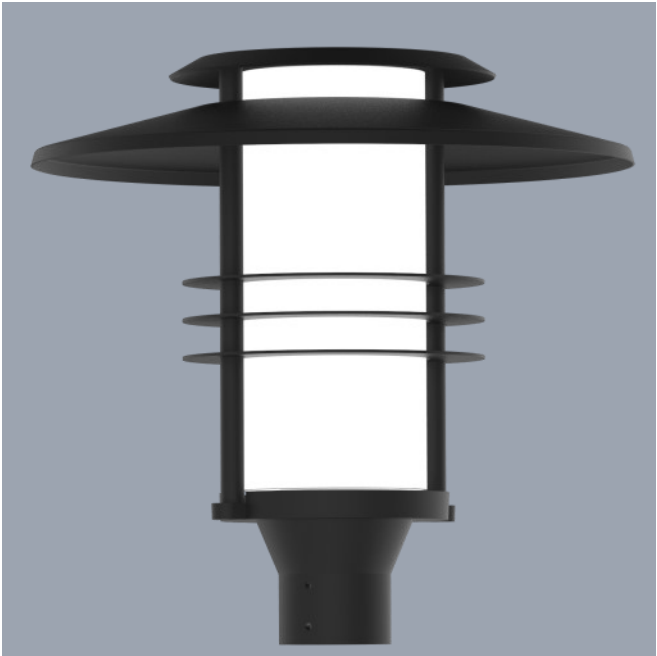


ODN-SH3-CL



ODN-SH2-OL

Crystal 
Lighting



ODIN is designed to bring efficiency while transforming the appearance of locations such as, convention centers, shopping centers, museums, entrances, walkways and any other exterior setting that seeks a modern, sophisticated look. This fixture is dark sky compliant and includes a wide light distribution.

FEATURES

- Life Rating: >200,000 (L70) hours for enhanced safety and maintenance.
- 80% compared to HID light sources.
- Voltage: Standard 120-277V.
- Philips LED's and driver.
- 10 KV Surge Protector.
- 10 Year Warranty.

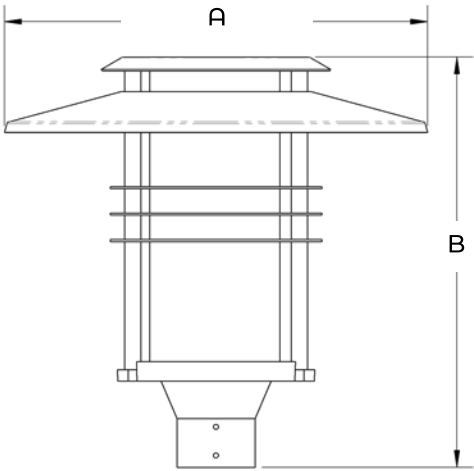
CONSTRUCTION.

- Heavy duty Aluminum body.
- Opal Acrylic Lens (Standard), Clear Lens optional,

EPA	
CAT#	EPA
ODN-SH1	1.78
ODN-SH2	1.31
ODN-SH3	1.59
ODN-SH4	1.62



CAT #	SHADES	TYPE	WATTS	COLOR	VOLTAGE	COLOR	OPTIONS
ODIN (ODN)	SHADE 1 (SH1)	TYPE 5 (TP5)	20W (20CLED)	3000K (30K)	120-277V (mv)	BLACK (BLK)	Button Photo Cell (PC)
	SHADE 2 (SH2)	TYPE 3 (TP3)	40W (40CLED)	4000K (40K)	347-480V (48)	WHITE (WH)	Clear lens (CL)
	SHADE 3 (SH3)		50W (50CLED)	5000K (50K)		BRONZE (BRZ)	
	SHADE 4 (SH4)		60W (60CLED)			SILVER (SIL)	
			75W (75CLED)			GRAPHITE (GPH)	
			100W (100CLED)			MARINE GRADE (MG)	



Shade Dimensions		
CAT#	A	B
ODN-SH1	26"	25" 1/4
ODN-SH2	14" 1/8	25"
ODN-SH3	26"	25"
ODN-SH4	26"	25"



ODN-SH1



ODN-SH2



ODN-SH3



ODN-SH4

MODEL #	INPUT POWER	LUMEN OUTPUT	LP/W	COLOR TEMP. (CCT)	CRI	RATED LIFE (L70)	INPUT VOLTAGE	INPUT FREQUENCY	HID Equivalent
ODN-20CLED	25W	2,750	110	5000K	70+	>200,000	120-277V	50/60HZ	100w MH
ODN-40CLED	45W	5,504	122	5000K	70+	>200,000	120-277V	50/60HZ	150w HPS
ODN-50CLED	55W	6,880	125	5000K	70+	>200,000	120-277V	50/60HZ	250w MH
ODN-60CLED	65W	8,256	127	5000K	70+	>200,000	120-277V	50/60HZ	250w PSMH
ODN-75CLED	80W	9,590	119	5000K	70+	>200,000	120-277V	50/60HZ	250w HPS
ODN-100CLED	100W	12000	120	5000K	70+	>200,000	120-277V	50/60HZ	400W PSMH