

Catalog Number:	Project Name:	Note:	Date:	Type:
-----------------	---------------	-------	-------	-------

DESCRIPTION

Portor's BLP1 series produce industry-leading performance with deep energy savings and continuous dimming. The compact, slick profile produces uniform and glare free lumen output.

Perfect application for retail stores, schools, offices, markets and restaurant.



CONSTRUCTION

Durable solid frame, prefabricated paint with matte white finished. Slim profile design. Integrated T-Bar mounting clips built in onto the fixture. Easy installation

ELECTRICAL

Luminaire is built with the highest quality driver that is Universal Voltage (120V-27V), uses long lasting, highly-efficient LED packages.

DRIVER

Driver is fixed on the back of the panel or side to prevent mis-handling during shipment.

OPTICAL SYSTEM

Back-lit optics produces uniform light output, diffuser lens reduces glare and improve overall energy efficiency.

DIMMING

Continuous dimming (0-10V) comes standard.

ENERGY SAVINGS

Over 50% energy savings than traditionally fluorescent fixtures, low heat productions requires less maintenance and operation cost.

LISTING

ETL Listed, FCC, RoHS, CE, DLC Premium Listed, With LM79 & LM80

WARRANTY

5 Years Limited Warranty, Rated for 50,000 hours (See Warranty documentation for details).

WATTAGE	DELIVERED LUMENS	EFFICACY
40W	5,625	125 lm/W
50W	6,250	125 lm/W
55W	7,106	125 lm/W

Based on 3500K, 80 CRI. Actual lumens may vary.

TECHNICAL SPECIFICATION

CCT	3500K/4000K/5000K
CRI	80+
DIMMABLE	0-10V dimming
BEAM ANGLE	120°
VOLTAGE	120V-277V
POWER FREQUENCY	50/60 Hz
POWER FACTOR	>0.98
THD	≤10.7%
WORKING TEMPERATURE	-4°F ~ 113°F
IP RATING	IP40, Suitable for damp locations
WARRANTY	5 year limited



ORDERING SAMPLE: - - - -

Series	Wattage	CCT	Accessories/Options	
PT-BLP1-24 LED Back-Lit Flat Panel with CCT and Wattage Selector Series	40W/50W/55W	3CCT	EM Battery	Other
	40W	35K (3500K)	EM1-15W	SMK-BLP1-24
	50W	40K (4000K)	EM1-30W	
	55W	50K (5000K)		

Catalog Number:	Project Name:	Note:	Date:	Type:
-----------------	---------------	-------	-------	-------



Front



Back

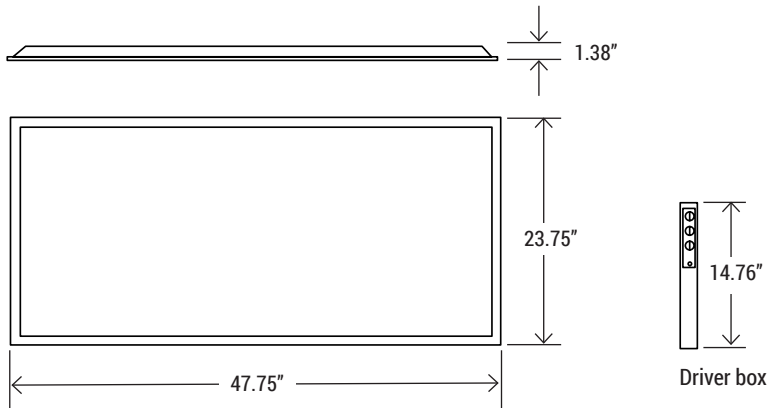


DRIVER

Driver is fixed on the back of the panel or side to prevent mis-handling during shipment.

Maintenance-free optical module sealed for life; no internal cleaning required.

DIMENSION



EM BATTERY OPTION



EM1-15W / EM1-30W
LED Emergency Driver

OTHER

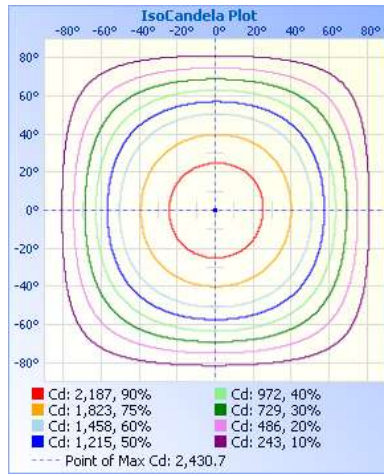
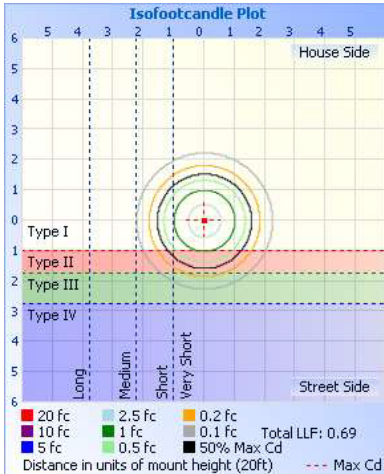
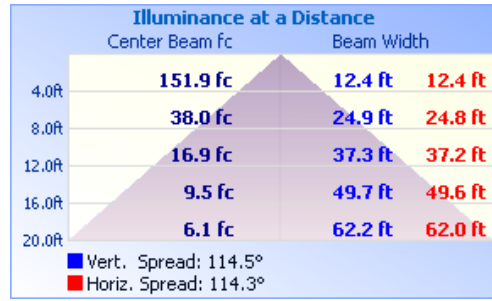
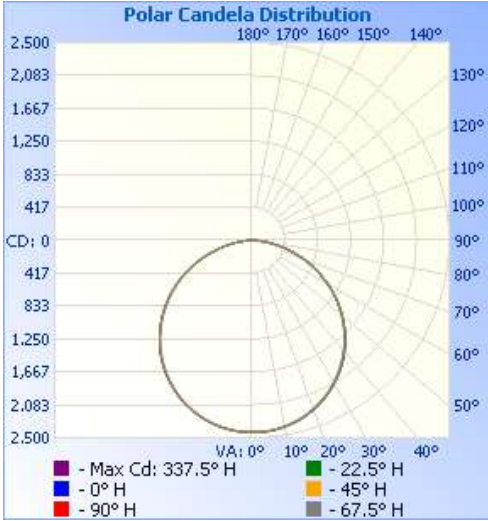


SMK-BLP1-24
Surface mount kit for the 2x4 panel

Catalog Number:	Project Name:	Note:	Date:	Type:
-----------------	---------------	-------	-------	-------

PHOTOMETRY

PT-BPL1-24-55W @ 3500K



CATALOG NUMBER	WATTAGE	DELIVERED LUMENS	EFFICACY	DLC PRODUCT ID	CLASSIFICATION
PT-BPL1-24-40W-3CCT	40W	5,625	125 lm/W	PL6QLTNS3BMP	PREMIUM
PT-BPL1-24-50W-3CCT	50W	6,250	125 lm/W	PLKXM30CP7Q5	PREMIUM
PT-BPL1-24-55W-3CCT	55W	7,106	125 lm/W	PLZS4Q3Q69F8	PREMIUM