

# LED SION Post Top Light AREA LED



## Project Information

Type

Name

Voltage

## Product Description

LED SION Post Top Light led luminaire has a beautiful low profile design intended for indoor industrial/warehouse/commercial lighting applications

LED driver and thermal management. High-performance illumination that lasts 50,000HRS. It's ideal for replacing 80-200W Metal Halide, with typical energy savings of 80%.

## Application

Garden, etc.



## Electric Characteristic

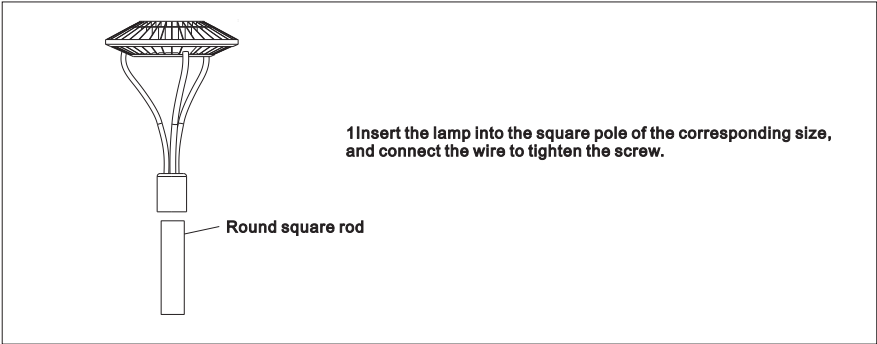
Specification/Model	LS-RMS-PT60W-15001D	LS-RMS-PT100W-15001D	LS-RMS-PT150W-15001D
LED Chips	Philip 3030		
Input power	60W	100W	150W
Lumens output	6500LM	13000LM	13000LM
Efficiency	130LM/W	130LM/W	130LM/W
CRI	>80Ra		
Color Temperature	4000/5000/5700K		
Input voltage	100-277V UL Driver		
Light distribution type	90°140 D		
Working temperature	-30~+60°C		
Junction temperature	<75°C		
lamps efficiency	≥90%		
Certificates	ETL, cETL		
Equivalent	120W-200W MH/HPS	200W-300W MH/HPS	300W-450W MH/HPS

Ordering Information

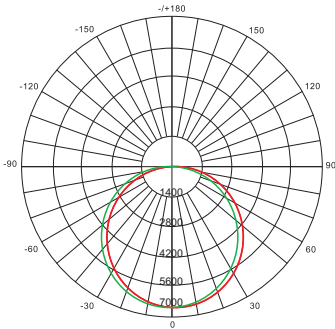
Example: LS-RMS-PT60W-40K-N-T

Product	Power	Replacement	Color Temperature	Photocell	Furnish
LS-RMS-PT60W-15001D	60W	120-180W MH/HPS	40K 4000K 50K 5000K 57K 5700K	N not photocell Y yes photocell	T-Black
LS-RMS-PT100W-15001D	100W	200-300W MH/HPS			
LS-RMS-PT150W-15001D	150W	300-450W MH/HPS			

Installation Options



Photometrics

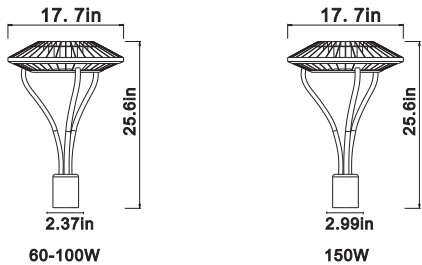


Projected LED Lumen Maintenance

Operating hours	0	25000	50000
Lumen maintenance factor	1	0.91	0.8

Data references the extrapolated performance projections for the POST TOP LED platform in a 25°C ambient, based on 10,000 hours of LED testing (tested per IESNA LM-80-08 and projected per IESNA TM-21-11).

Dimensions:



After sale Service:

The product refers to electric knowledge. Please don't disassemble it by yourself. If any quality problem happens, please contact the factory for warranty details .

NOTE: Actual performance may differ as a result of end-user environment and application. All values are without notice.