

LED MAGIC HIGH BAY

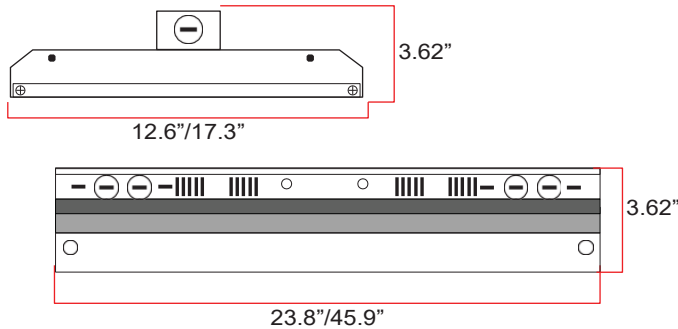
Linear High Bay



The LED Magic High Bay is a brand-new replacement solution for fluorescent linear high bays in warehouses, garage locations and any other commercial and industrial applications.



DIMENSIONS



CERTIFICATIONS



FEATURES

- Quick installation in under five minutes
- Comes with two V-hooks and two chains
- 0-10V dimmable driver
- Multiple mounting options
- Suitable for damp locations
- Minimize labor and recycling costs
- Ease of installation and maintenance
- Glass-free
- 5 Year Manufacturer's Warranty
- Occupancy sensor and Emergency Battery options available
- **Accessories can be purchased separately (Wire Guard, Frosted lens, Pendant Hanger, Suspension hanging kits)**

COMMON TECHNICAL DATA


Color Temperature	3000K to 5000K
Beam Angle	120 Degrees
CRI	> 80
Operation Temperature	-30°C to 40°C
Efficiency	More than 130 LPW
Input Voltage	100-277VAC, *200-480V Available
Input Frequency	50/60Hz
Power Factor	More than 0.99
Rated Life	50,000 hours
LED Type	SMD 2835
Housing	Aluminum
Dimming	0-10V

WARRANTY

This product has a warranty for a period of 5 years from the date of purchase. The warranty is invalid in the case of improper installation, tampering, or removal of the Q.C. date label. Installation in an improper working environment or installation not according to the current edition of the National Electric Code also invalidates the warranty. Should this product fail during the warranty period, it will be replaced free of charge, subject to correct installation and return of the faulty unit. James® does not accept responsibility for any installation costs associated with the replacement of this product. This warranty is in addition to the statutory rights in the country of purchase. James® reserves the right to alter specifications without prior notice.

LED MAGIC HIGH BAY

Linear High Bay



PRODUCT SPECIFICATION

Product Number	Length (FT)	Wattage	Color	Lumens	Dimmable	Input Voltage
ZY-H2-80W XDZ	2FT	80W	3000K-5000K	11,121	0-10V	AC100-277V / 200-480V
ZY-H2-110W XDZ	2FT	110W	3000K-5000K	16,406	0-10V	AC100-277V / 200-480V
ZY-H3-165W XDZ	4FT	165W	3000K-5000K	24,563	0-10V	AC100-277V / 200-480V
ZY-H5-165W XDZ	2FT	165W	3000K-5000K	24,563	0-10V	AC100-277V / 200-480V
ZY-H3-225W XDZ	4FT	225W	3000K-5000K	32,000	0-10V	AC100-277V / 200-480V
ZY-H6-325W XDZ	4FT	325W	3000K-5000K	46,361	0-10V	AC100-277V / 200-480V

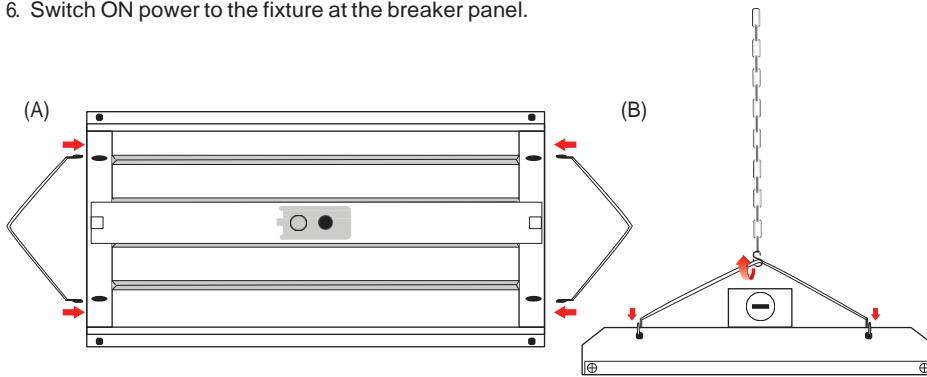
ORDERING GUIDE

ZY Company Code	H2,H3,H5,H6 High Bay Size	80/110W/165W/225W/325W Wattage	XDZ Dimmable	3000K-5000K CCT
--------------------	------------------------------	-----------------------------------	-----------------	--------------------

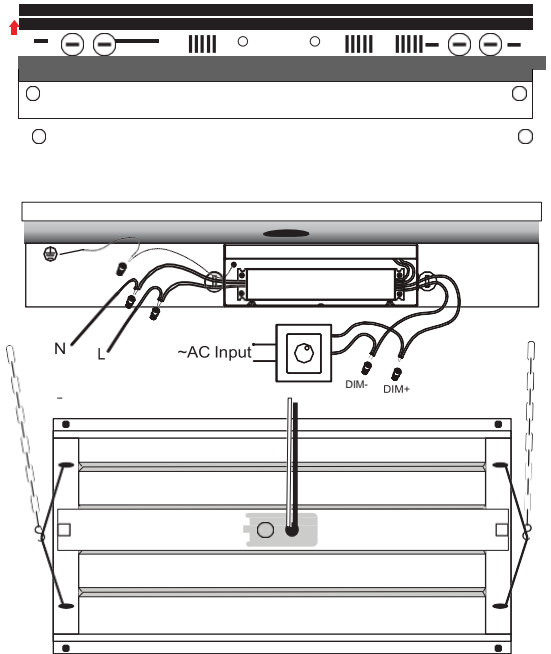
INSTALLATION INSTRUCTIONS

Mounting Procedure:

1. Turn OFF power at the breaker panel before installation.
2. Hook the V-hooks into the dedicated slots on both ends of fixture (A) and secure the chains (B).
3. Mount the fixture by hanging and adjust height.
4. Open the terminal box and connect the AC wires and/or dimming wires (C).
5. Secure close terminal box.
6. Switch ON power to the fixture at the breaker panel.



(C)



CAUTION

- Risk of fire- do not install this lamp in a pre-heated luminaire.
- Risk of electric shock- make installation with gloves.
- All wiring to be performed per National Electrical Code and local code by a qualified electrician.
- These lamps are to be used with a light dimmer.
- High temperatures inside luminaire. Make certain line voltage corresponds with ballast's primary voltage.
- If the lamp or luminaire exhibits undesirable operation (i.e. buzzing, flickering, etc.), immediately turn off power and remove the lamp from luminaire and contact manufacturer.
- Do not make mass installation before sample testing.