



DATE	
PROJECT	
TYPE	
NOTE	
PREPARED BY	

## SM/MD/LG/XL-VL-44047

## LED Interior Ceiling Mount



The appearance of the **VL-44047** is simple, yet adds substantial refinement when installed in residential or commercial areas. This fixture is available in 4 different sizes and can be mounted as a ceiling flush mount or wall sconce. It includes a color temperature of 4000K cool white light LEDs that are assembled within the fixture, resulting in the exclusion of ever replacing bulbs. The **VL-44047** is designed with an ultra slim, edge-lit frame with frosted plastic lens and nickel tone trim finish. Investing in the **VL-44047** includes a 5 year warranty.

### FEATURES

- Starting Temperature: -30°C ~ 60°C
- Suitable for dry locations
- 4000K
- 120V
- Operating life: >50,000 hours
- 5 year warranty



### CONSTRUCTION

- Steel housing
- White diffuser
- Nickel finish and white finish (only 11W & 15W)

MODEL #	INPUT POWER	LUMEN OUTPUT	COLOR TEMP (CCT)	CRI	RATED LIFE (L70)	INPUT VOLTAGE	INPUT FREQUENCY
SM-VL-44047-12LED	12W	875	4000K	75	>50,000	120V	50/60 Hz
MD-VL-44047-15LED	15W	1,054	4000K	75	>50,000	120V	50/60 Hz
LG-VL-44047-22LED	22W	1,650	4000K	75	>50,000	120V	50/60 Hz
XL-VL-44047-32LED	32W	2,200	4000K	75	>50,000	120V	50/60 Hz

## Ordering Guide

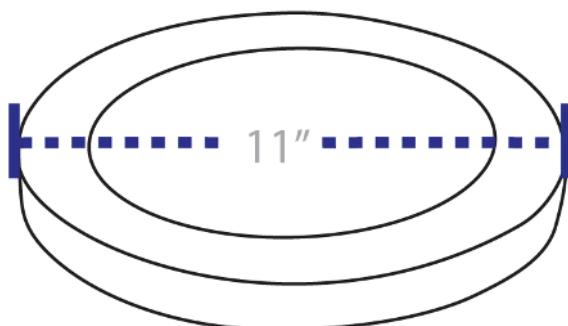
Example: MD-VL-44047-15LED-40-120V-NKL

### SM/MD/LG/XLG-VL-44047

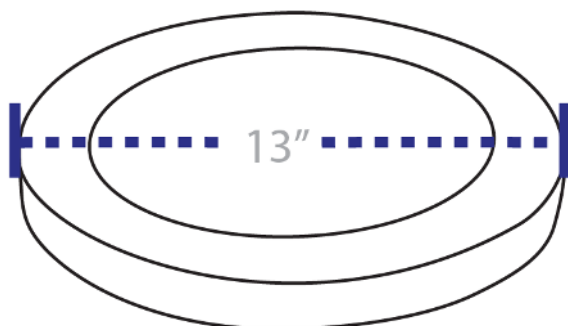
MODEL	WATTS	COLOR TEMP	VOLTAGE	FINISH
SM-VL-44047	12W-12LED	40-4000K	120V	NKL- NICKEL
MD-VL-44047	15W-15LED			WH-WHITE (11W & 15W only)
LG-VL-44047	22W-22LED			
XL-VL-44047	32W-32LED			

# Dimensions

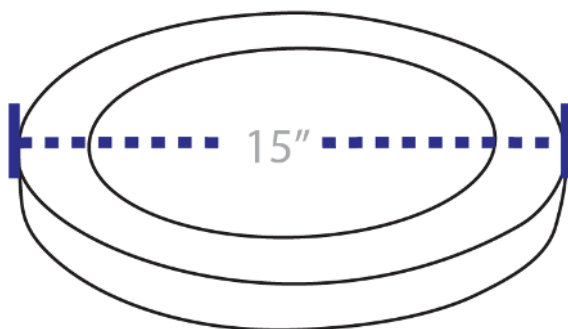
SM-VL-44047



MD-VL-44047



LG-VL-44047



XL-VL-44047

