

## CLP-205B

Architectural LED Lighting  
DESIGN-FUNCTION-QUALITY



*Crystal Lighting Corp.*





**CLP-205B** Architectural LED Post Mount or Pendant Mount Luminaire, suitable for wet locations. Perfect for lighting up Commercial Exteriors, Walkways, Perimeters, School Campuses, Industrial Spaces, Parking Lots, Recreational Parks.

-10 Year /100,000 warranty.

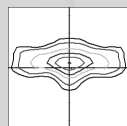
#### FEATURES:

- Energy Savings: Over 66% compared to HID light sources
- Improved lumen maintenance
- Utilizes high efficient Lumiled LED's
- Operating temperatures: -30°C ~ 60°C
- Driver: Constant current, 120-277v or, 480v (Optional)
- 10Kv Surge Protector. (standard)
- 0-10V Dimming, Bottom Photo Cell or wireless controls (optional)

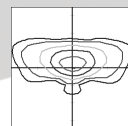
#### CONSTRUCTION:

- Shades are Heavy Gauge Aluminum Spun.
- 3 mil Powder Coat Finish.
- Clear Optics System.
- Silicone Gasket to prevent leakage and provide Weather-Tight Protection.
- Mounting: over of a 3" O.D Tenon or Pole (standard). Adapter is Required for other mounting sizes

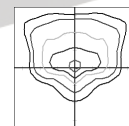
#### OPTIC DISTRIBUTION



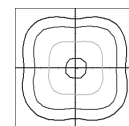
TYPE 2 (T2)



TYPE 3 (T3)



TYPE 4 (T4)



TYPE 5 (T5)

Example: CLP-205B-S-20CLEd-50K-MV-T3R-BZ-HSS



PHILIPS  
LUMILEDS

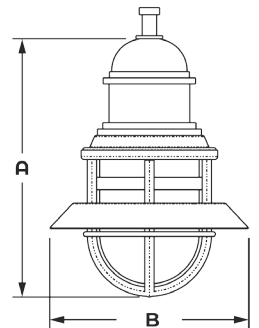
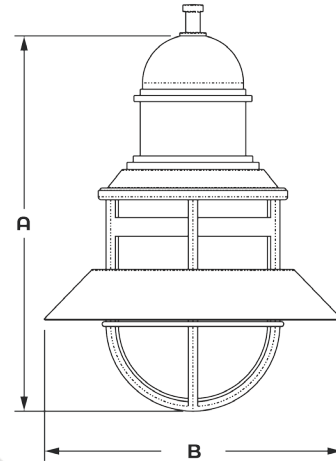
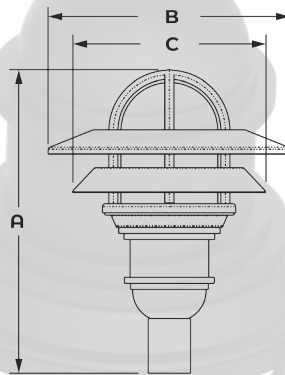
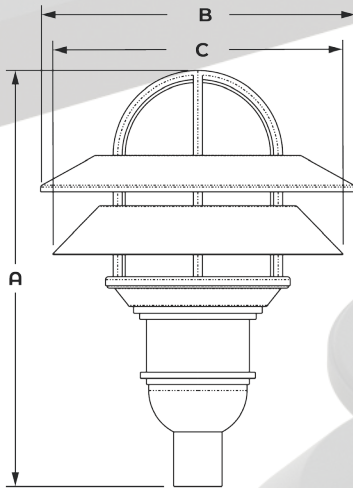
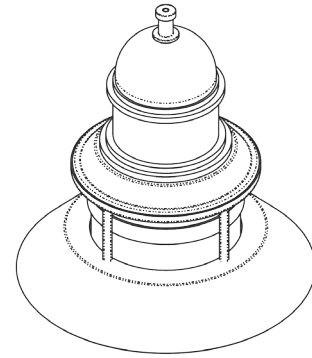
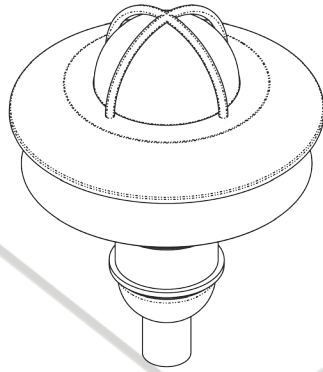
POWDER  
COATED  
TOUGH

Wireless Controls  
Available

NEMA



Cat #	Wattage	Light Dist.	Color Temp.	Voltage	Finish	Mounting	Options
CLP-205B-SM (CLP-205B-S) (UP TO 80W)	40W (40CLEd)	Type 3 (T3)	3000K (30K)	120-277V (MV)	Black (BLK)	Post Top 3"OD Standard (PT3)	Button Photo Cell (PC)
	50W (50CLEd)		4000K (40K)	480V (HV)	White (WHT)		
	60W (60CLEd)	Type 5 (T5)	5000K (50K)		Silver (SLR)	Pendant Mount (PM)	Wireless controls (WC)
	70W (70CLEd)				Bronze (BRZ)		
	80W (80CLEd)				Graphite (GPH)		
CLP-205B-LG (CLP-205B-L)	100W (100CLEd)				Custom (CST)		House Side Shield (HSS)



Cat#	A	B	C	εPA
CLP-205B-S-PT3	25"	20"	16"	
CLP-205B-L-PT3	34" 3/8	26	24	
CLP-205B-S-PM	20" 3/4	16"	-	
CLP-205B-L-PM	30" 1/4	24"	-	

Cat #	Input Power	Lumen Output	LPW	Color Temp. (CCT)	CRI	Rated Life (L70)	Input Voltage	HID Equivalent
CLP-205B-S/L-40CLED	45W	6,492	162	5000K	70+	>200,000	120-277V	150W HPS
CLP-205B-S/L-50CLED	55W	7,780	155	5000K	70+	>200,000	120-277V	150W MH
CLP-205B-S/L-60CLED	65W	8,539	142	5000K	70+	>200,000	120-277V	175W PSMH
CLP-205B-S/L-70CLED	75W	9,986	142	5000K	70+	>200,000	120-277V	250W MH
CLP-205B-S/L-80CLED	85W	12,984	155	5000K	70+	>200,000	120-277V	250W HPS
CLP-205B-L-100CLED	105W	15,561	155	5000K	70+	>200,000	120-277V	400W PS

Proudly Manufactured and Assembled in the USA