



Anaheim Architectural LED Luminaire, suitable for wet locations. Perfect for lighting up Historical Buildings, Parks or Streets, Perimeters, Residential Exteriors, Walkways, or Perimeters, School Campuses, Industrial or Commercial Spaces, Parking Lots, Recreational Parks. This fixture has a wide light distribution.
 - 10 year/100,000 hour limited warranty.

Construction.

- Housing is Heavy-Duty Cast Aluminum Base.
- Powder Coat Bronze Finish (Standard). Various colors available (custom).
- Clear Acrylic Lens (Standard), Clear Polycarbonate Lens (optional).
- Silicone Gasket to prevent leakage and provide weather-tight protection.

Mounting.

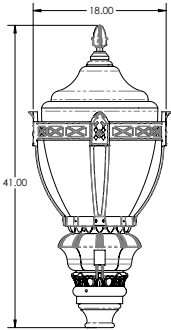
- 3"O.D Tenon or Pole (Standard), Adapter is Required for other mountings.

Light Distribution.

- Type 5 or Type 3 (Per Order)

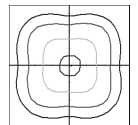
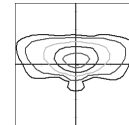
| Cat # | Input Power | Lumen Output | LPW | Color Temp. (CCT) | CRI | Rated Life (L70) | Input Voltage | HID Equivalent |
|-----------------|-------------|--------------|-----|-------------------|-----|------------------|---------------|----------------|
| CLP-ACRN-20CLEd | 25W | 3,680 | 184 | 5000K | 70+ | >200,000 | 120-277V | 50W MH |
| CLP-ACRN-40CLEd | 45W | 6,492 | 162 | 5000K | 70+ | >200,000 | 120-277V | 150W MH |
| CLP-ACRN-50CLEd | 55W | 7,780 | 155 | 5000K | 70+ | >200,000 | 120-277V | 250W MH |
| CLP-ACRN-60CLEd | 65W | 8,539 | 142 | 5000K | 70+ | >200,000 | 120-277V | 175W PSMH |
| CLP-ACRN-80CLEd | 85W | 9,590 | 119 | 5000K | 70+ | >200,000 | 120-277V | 250W PSMH |

Average Height and Diameter



| | |
|--------|-------|
| EPA | 2.3 |
| Weight | 22LBS |

Optic Distributions



Type 3 (T3)

Type 5 (T5)

Example: ANHM-40CLEd-T3-30K-MV-BLK-PC



| Cat # | Wattage | Light Dist. | Color Temp. | Voltage | Finish | Options |
|----------------|--------------|-------------|----------------|--|--------------|------------------------|
| ANHM | | | | | | |
| Anaheim (ANHM) | 20W (20CLEd) | Type 3 (T3) | 3000K (30K) | 120-277V (MV) | Black (BLK) | Occupancy Sensor (OCC) |
| | 40W (40CLEd) | Type 5 (T5) | 4000K (40K) | 480V (HV) | White (WHT) | Bottom Photo Cell (PC) |
| | 50W (50CLEd) | | 5000K (50K) | | Silver (SLR) | |
| | 60W (60CLEd) | | Bronze (BRZ) | 7Pin Photocell Receptacle & Shoring Cap (7PCR) | | |
| | 80W (80CLEd) | | Graphite (GPH) | | | |
| | | | Custom (CST) | | | Wireless Control (WC) |