

Odin-WM

Architectural Wall / Ceiling

Odin-WM Architectural Wall or Ceiling Mount, combination of Security and Vandal-Resistant, Slim Design. Uniform illumination for Pathways and Landscape. Odin-WM Ideal for lighting Pedestrian Walkways and Accenting the Exterior of Office or Apartment Buildings, Hotel.

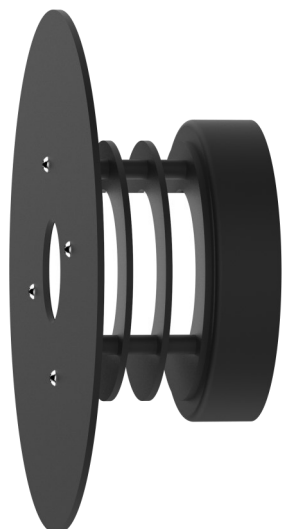
-10 year/100,000 hour limited warranty.

FEATURES

- Energy Savings: Over 66% compared to HID light sources
- Improved lumen maintenance
- Utilizes high efficient LED's
- Operating temperatures: -30°C ~ 60°C
- Driver Constant current, 120-277v, 50/60Hz
- Suitable for wet locations
- 0-10 Dimming.
- Operating Life: >80,000 hours

CONSTRUCTION

- Aluminum Heavy Gauge Housing
- 3 Mils Powder coat finish
- Opal Acrylic lens (Standard)
- Silicone gasket to prevent leakage and provide weather-tight protection



Example: (ODM-WM-10W-30K-MV-BLK)



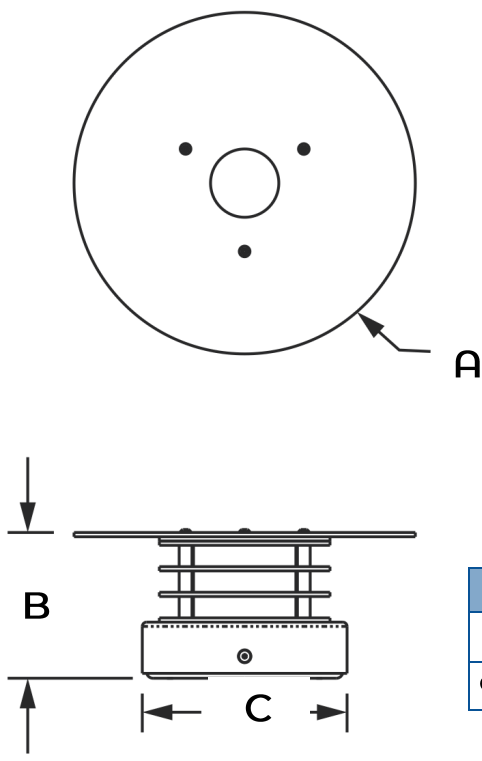
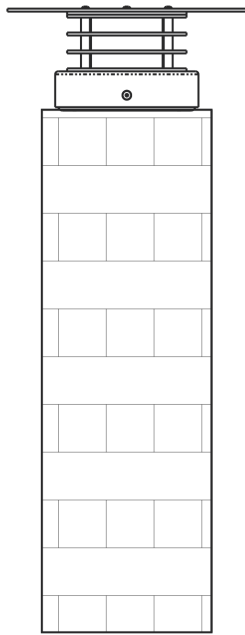
PHILIPS
LUMILEDS



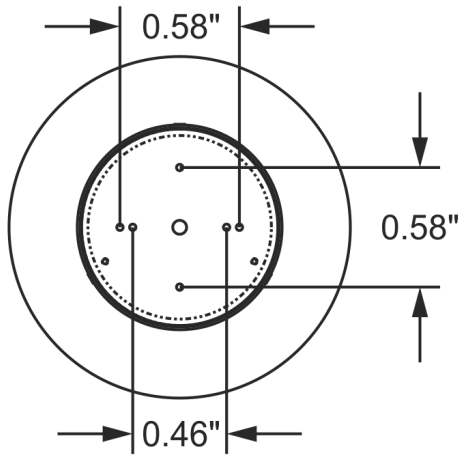
NEMA



ODN-WM					
CAT #	WATTS	COLOR TEMP.	VOLTAGE	COLOR	OPTIONS
Odin Wall Mount ODN-WM	10W (10CLED)	3000K (30K)	120-277V (MV)	BLACK (BLK)	Clear Acrylic Lens (CAL)
	20W (20CLED)	4000K (40K)		WHITE (WH)	
		5000K (50K)		BRONZE (BRZ)	
				SILVER (SIL)	
				GRAPHITE (GPH)	
				MARINE GRADE (MG)	



Dimensions			
CAT#	A	B	C
ODn-WM	10"	4" 1/4	6"



CAT#	INPUT-POWER	LUMEN-OUTPUT	LPW	COLORTEMP (CCT)	CRI	RATED-LIFE (L70)	INPUT VOLT-AGE	INPUT FRE-QUENCY
ODn-WM-12CLED	10W	1,450	145	5000K	70	>200,000	120-277V	50/60HZ
ODn-WM-16CLED	20W	2,750	137	5000K	70	>200,000	120-277V	50/60HZ