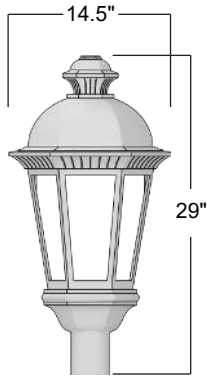





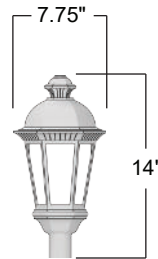
AVPL CA-M - Cast Aluminum Manufactured Victorian Lantern



CA-M-1



CA-M-2



CA-M-3



Description

An outstanding traditional design and authentic appearance that is suitable for a variety of lighting applications. The CA-M series by AV Poles and Lighting is ideal for commercial, municipal, and design build lighting applications.

Materials

Cast aluminum top, bottom, cage, and fitter.

Roof optics distribution delivered by a one piece, roof mounted horizontal reflector system which eliminates uplight and provides complete cutoff.

Reflector cavity made of segmented anodized aluminum. Roof optics Type III, IV, and V horizontal are available for medium base lamps.

Medium base porcelain socket.

TGIC thermoset polyester powder coat finish is electrostatically applied at a 3.0 mil nominal thickness. A five stage metal pre-treatment process and sealer provide maximum corrosion resistance. The powder top coat is baked in excess of 400 degrees for supreme endurance.

Ordering Information

Luminaire	Lamp Type	Volts	Mounting	Finish	Options
AVPL- CA-M-1 <input type="checkbox"/>	LED 12W (350mA) <input type="checkbox"/> 24W (350mA) <input type="checkbox"/> 36W (350mA) <input type="checkbox"/>	120 <input type="checkbox"/> 208 <input type="checkbox"/> 240 <input type="checkbox"/> 277 <input type="checkbox"/> MT <input type="checkbox"/>		<input type="checkbox"/> Dark Bronze <input type="checkbox"/> Black <input type="checkbox"/> White <input type="checkbox"/> Grey <input type="checkbox"/> Green	Optical Clear Patterned Polycarbonate <input type="checkbox"/> Clear Smooth Polycarbonate <input type="checkbox"/> Opal Smooth Polycarbonate <input type="checkbox"/> Clear Patterned Acrylic <input type="checkbox"/> Clear Smooth Acrylic <input type="checkbox"/> Opal Smooth Acrylic <input type="checkbox"/> House Side Shield <input type="checkbox"/> Internal Louver (Type V) <input type="checkbox"/> Glass Refractor (Type III,V) <input type="checkbox"/> Internal Glass Chimney <input type="checkbox"/>
AVPL- CA-M-2 <input type="checkbox"/>	PSMH 50W <input type="checkbox"/> 70W <input type="checkbox"/> 100W <input type="checkbox"/>				
AVPL- CA-M-3 <input type="checkbox"/>	HPS 50W <input type="checkbox"/> 70W <input type="checkbox"/> 100W <input type="checkbox"/>		<input type="checkbox"/> Wall Mount..... <input type="checkbox"/> <input type="checkbox"/> Post Top..... <input type="checkbox"/>		
Optics <input type="checkbox"/> Type V <input type="checkbox"/>	Color Temp 3000K Warm <input type="checkbox"/> 4000K Natural <input type="checkbox"/> 5000K Cool <input type="checkbox"/>	120-277 Voltage Sensing <input type="checkbox"/>			Electrical 10-20KV Surge Protector <input type="checkbox"/> 0-10V Dimmable Driver(s) <input type="checkbox"/> Photo Cell + Voltage <input type="checkbox"/> High/Low Dimming for Hardwired Switching or Non-Integrated Motion Sensor <input type="checkbox"/>
	<input type="checkbox"/> = CA-M-1 and CA-M-2 Only <input type="checkbox"/> = LED Only	<input type="checkbox"/> = LED Only			<input type="checkbox"/> = CA-M-1 and CA-M-2 Only <input type="checkbox"/> = LED Only