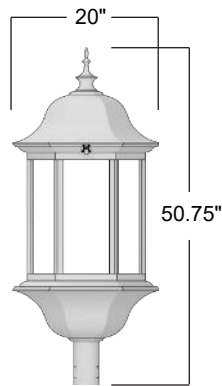
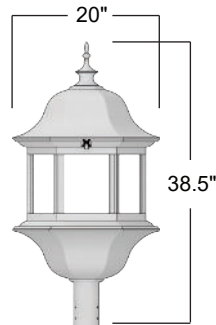






## AVPL SEA - Seaside Post Top Lantern



SEA-1



SEA-2



### Description

An outstanding traditional design and authentic appearance that is suitable for a variety of lighting applications. The SEA series by AV Poles and Lighting is ideal for commercial, municipal, and design build lighting applications.

### Materials

Cast aluminum top, bottom, cage, and fitter.

Roof optics distribution delivered by a one piece, roof mounted horizontal reflector system which eliminates uplight and provides complete cutoff.

Reflector cavity made of segmented anodized aluminum. Roof optics Type III, IV, and V horizontal are available for medium base lamps.

Medium base porcelain socket.

TCIG thermoset polyester powder coat finish is electrostatically applied at a 3.0 mil nominal thickness. A five stage metal pre-treatment process and sealer provide maximum corrosion resistance. The powder top coat is baked in excess of 400 degrees for supreme endurance.

## Ordering Information

Luminaire	Lamp Type	Volts	Mounting	Finish	Options
<b>AVPL- SEA-1</b> <input type="checkbox"/>	<b>LED</b> 36W (700mA)      72W (700mA) <input type="checkbox"/> <input type="checkbox"/>	120 <input type="checkbox"/>		<input type="checkbox"/> Dark Bronze	<b>Optical</b> Clear Patterned Polycarbonate <input type="checkbox"/> Clear Smooth Polycarbonate <input type="checkbox"/> Opal Smooth Polycarbonate <input type="checkbox"/> Clear Patterned Acrylic <input type="checkbox"/> Clear Smooth Acrylic <input type="checkbox"/> Opal Smooth Acrylic <input type="checkbox"/> House Side Shield <input type="checkbox"/> Internal Louver (Type V) <input type="checkbox"/> Glass Refractor (Type III,V) <input type="checkbox"/> Internal Glass Chimney <input type="checkbox"/>
<b>AVPL- SEA-2</b> <input type="checkbox"/>	56W (1A)      112W (1A) <input type="checkbox"/> <input type="checkbox"/>	208 <input type="checkbox"/>		<input type="checkbox"/> Black	
<b>Optics</b> <input type="checkbox"/> Type III <input type="checkbox"/> Type IV <input type="checkbox"/> Type V <input type="checkbox"/>	<b>PSMH</b> 70W      100W      150W <input type="checkbox"/> <input type="checkbox"/> <input type="checkbox"/>  <b>HPS</b> 70W      100W      150W <input type="checkbox"/> <input type="checkbox"/> <input type="checkbox"/>	240 <input type="checkbox"/>	<input type="checkbox"/> Wall Mount..... <input type="checkbox"/>	<input type="checkbox"/> White	
	<b>Color Temp</b> 3000K Warm      4000K Natural      5000K Cool <input type="checkbox"/> <input type="checkbox"/> <input type="checkbox"/>	277 <input type="checkbox"/>	<input type="checkbox"/> Post Top..... <input type="checkbox"/>	<input type="checkbox"/> Grey	
		MT <input type="checkbox"/>		<input type="checkbox"/> Green	<b>Electrical</b> 10-20KV Surge Protector <input type="checkbox"/> 0-10V Dimmable Driver(s) <input type="checkbox"/> Photo Cell + Voltage <input type="checkbox"/> High/Low Dimming for Hardwired Switching or Non-Integrated Motion Sensor <input type="checkbox"/>
	<input type="checkbox"/> = LED Only	<input type="checkbox"/> = LED Only			<input type="checkbox"/> = LED Only