



**TRITON™**

**Integrated**

**Solar**

**Street Light**

**E-LITE** semicon



## **THE INNOVATION OF THE ORIGINALITY**

Originally designed to provide the real and continuous high brightness output for long operation hours, Triton is highly engineered all-in-one solar street light incorporating large battery capacity and extremely high efficacy LED than ever.

## **ELEGANT BUT ROCK-SOLID**

With the highest grade corrosion resistant aluminum alloy cage, 316 stainless steel components, ultra strong slip fitter, IP66 and Ik08 rated, Triton stand and handle whatever comes your way and are twice as durable as others, be it the strongest rains, snows or storms.

## KEY FEATURES



High luminous efficiency of 190lm/W to maximize battery performance.



Off-grid roadway lighting made electric bill free.



IP66 Luminaire ensures long lasting and consistent high performance.



Five Years Warranty.



Environment friendly - 100% powered by the sun, solar panels reduce fossil fuel consumption, eliminating pollution



Self-contained solution - Light on/off controlled by automatic daylight sensing.



No trenching or cabling work needed.



Easy to install and maintain.

## EXTENDABLE SOLAR PANEL



With foldable solar panel extension, Triton offers more choices for higher wattage with the same structure for more demanding applications, be it long operation hours high power output or for harsh environment where high performance required in short sunny hours.





## APPLICATIONS

- Street Lighting
- Roadway Lighting
- Pathway Lighting
- Ramp Lighting
- Sidewalk Lighting
- Private Road Lighting
- Farm Lighting
- Wildlife Area Lighting
- Perimeter Security Lighting
- Park Lighting
- Railway Yard Lighting
- Fence Lighting
- Campus Lighting
- Ship Dock Lighting
- Remote Area Lighting
- Military Base Lighting
- Gate Lighting
- Jogging Path Lighting



## RELIABILITY UNEXPECTED VALUE



Only top quality mono - crystalline silicon solar panels with high efficiency and long lifetime are used.



Quality lithium batteries are used to store the energy, provide energy for immediate requirements, and enable a back-up for days when there is little or no sun.



High Lumen LED for maximum efficacy. Dedicated designed low-voltage solar controller technology with dimming capabilities for power-save management.  
Lifetime > 50,000 hrs and CRI nominal 70.



Microprocessor managed algorithms autonomously determine sunrise and sunset.

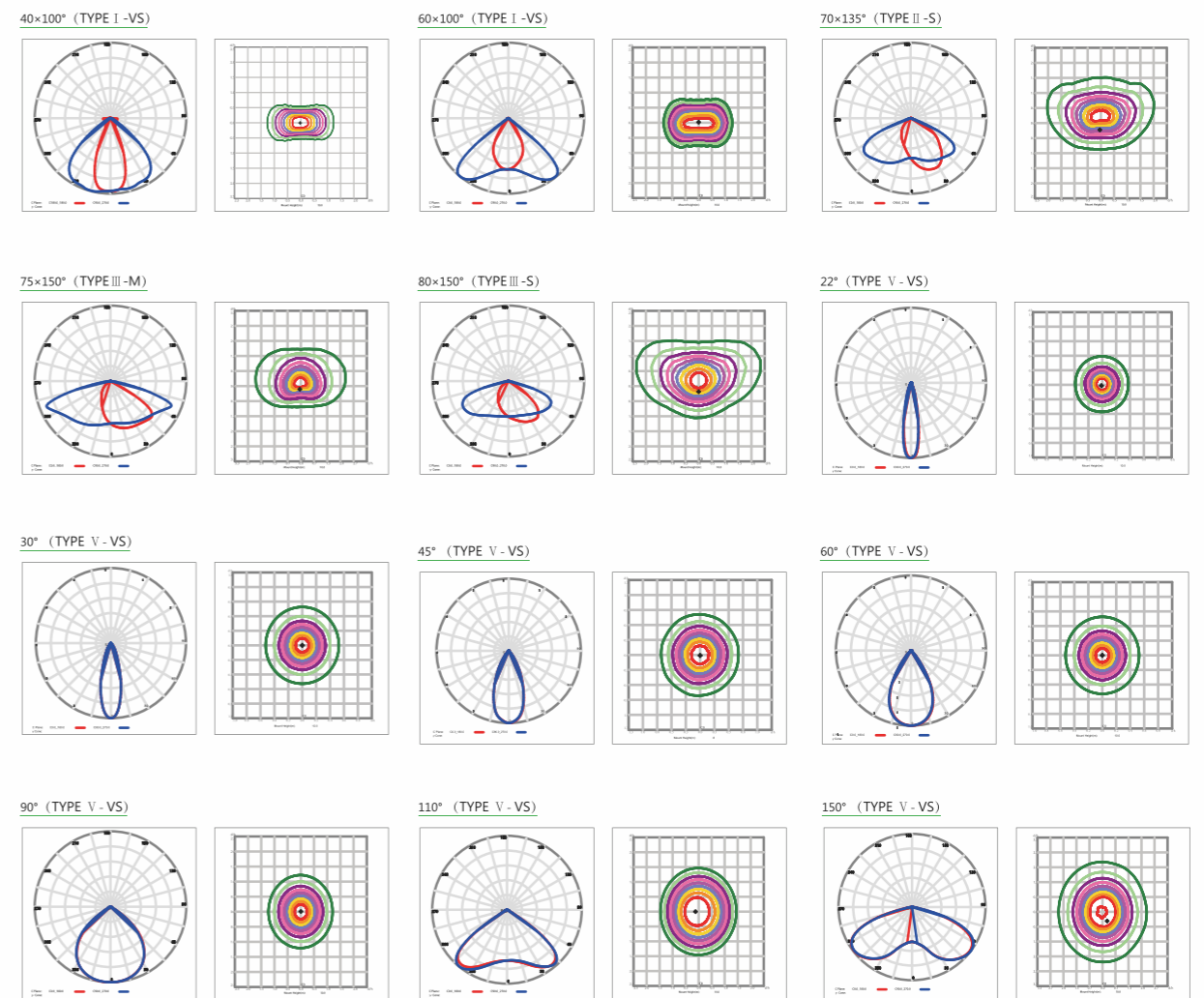


Easy to install without buying cables and rectifiers, directly on pole with an adjustable spigot  $0^{\circ}$  ~ $90^{\circ}$  .





# PHOTOMETRICS



## PERFORMANCE

	30W~150W
	190lm/W
	Philips Lumileds
	PIR & Timer Dimming
	MPPT Controller
	5000K ( 2500~6500K optional )
	40×100° / 60×100° / 70×135° / 75×150° / 80×150° 22° / 30° / 45° / 60° / 90° / 110° / 150°
	IP66
	IK08
	Monocrystalline silicon photovoltaic panels
	LiFeP04 battery
	Slip fitter
	Operating Temperature:-30°C to +45°C (-22°F to 113°F) Storing Temperature:-40°C to +80°C (-40°F to 176°F)



## SPECIFICATIONS

Part#	Power	Solar Panel	Battery	Efficacy (IES)	Total Lumen	Product Dimensions
EL-TST-30	30W	60W/18V	12.8V/24AH	190 lm/W	5,700lm	950×405×270mm
EL-TST-40	40W	60W/18V	12.8V/30AH	190 lm/W	7,600lm	950×405×270mm
EL-TST-50	50W	70W/18V	12.8V/36AH	190 lm/W	9,500lm	1050×405×270mm
EL-TST-60	60W	70W/18V	12.8V/42AH	190 lm/W	11,400lm	1050×405×270mm
EL-TST-70	70W	80W/36V	25.6V/24AH	190 lm/W	13,300lm	1250×405×270mm
EL-TST-80	80W	80W/36V	25.6V/36AH	190 lm/W	15,200lm	1250×405×270mm
EL-TST-90	90W	100W/36V	25.6V/36AH	190 lm/W	17,100lm	1550×405×270mm
EL-TST-120	120W	120W/36V	25.6V/48AH	190 lm/W	22,800lm	1250×855×270mm (Extendable Solar Panel)
EL-TST-150	150W	150W/36V	25.6V/60AH	190 lm/W	28,500lm	1250×855×270mm (Extendable Solar Panel)

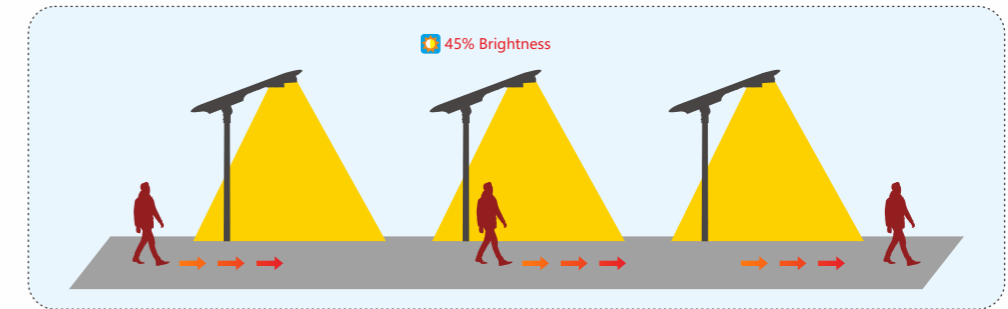


## WORKING MODE A




### Constant Mode

Light will automatically turn on at dusk and keep constant 45% brightness in a set power in the period.



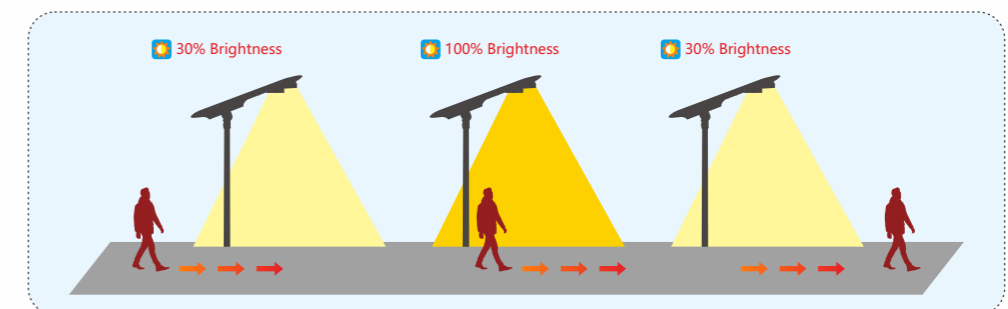
### Dusk to Dawn Mode

Automatically turns on at dusk and remains at up to 100% brightness for 4 hours, then it automatically turns to 30% brightness until dawn.



### Motion Sensor Mode

Automatically operates at 30% brightness. When motion is detected, light increases to 100% until no motion is detected for 30 seconds, then returns to 30% brightness.

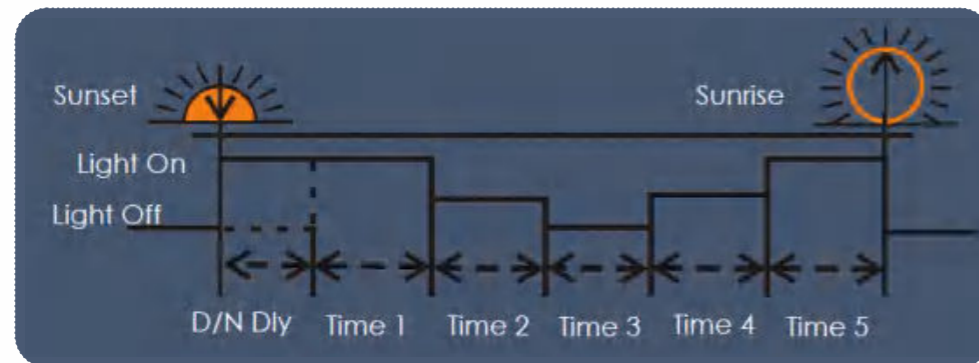


## WORKING MODE B



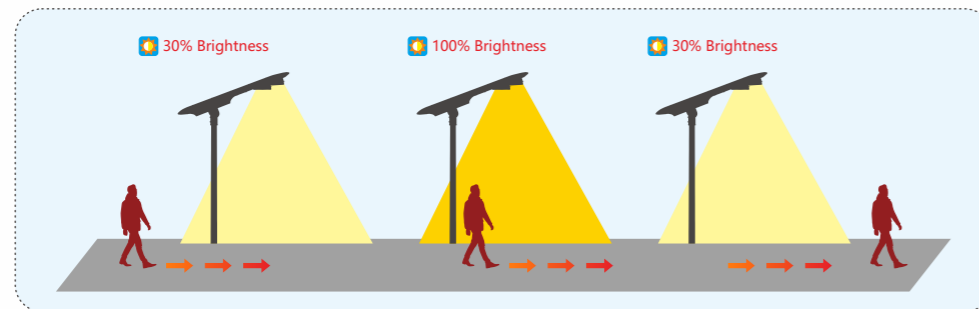
### Five-Stage Mode

The lamps lighting divide into 5 stage, each stage time and dim can be setting according to demands. With diming setting, it is an efficient way to save energy, and keep the lamp working in best power and time.



### Motion Sensor Mode

Automatically operates at 30% brightness. When motion is detected, light increases to 100% until no motion is detected for 30 seconds, then returns to 30% brightness.



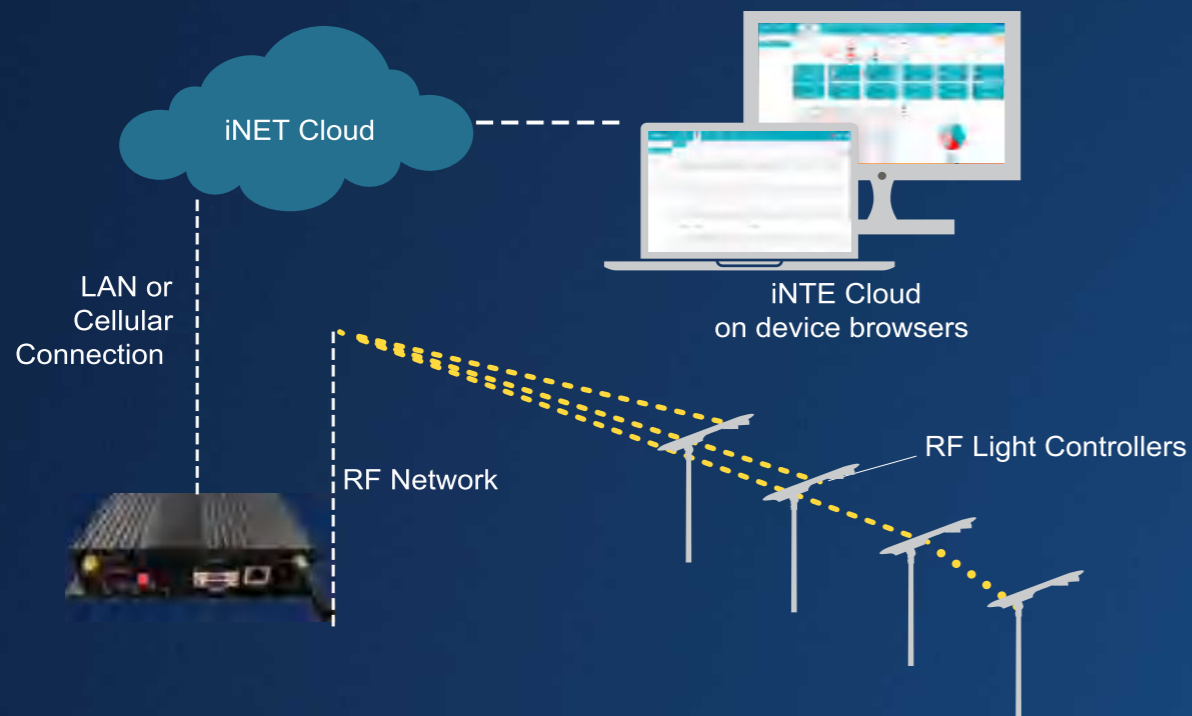
# iNET SMART CONTROL SYSTEM



## Smart City

Smart controlling perfectly combines the solar street lighting fixture, internet of things with wireless communication technology, achieve monitoring and management of remote background data, real-time understand the normal working status of each component of solar energy (street lights, photovoltaic panels, batteries, controllers), allow you to know the product usage on the client terminal that is thousands of miles away without leaving home or to manage the opening and closing of street lights and the adjustment of bright spot power on me.

- The solar street light management system can pre-set one or more lighting modes according to the different me of day and traffic flow, automatically turn on or off any light, and adjust the switching me and illumination according to environmental requirements to achieve the purpose of energy-saving and consumption reducing.
- The integrated system is mainly composed of a street light component a centralized controller, a single light controller, and a smart cloud platform. The centralized controller and the single light controller aggregate the data collected by the single light via the RF wireless communication network. The centralized controller uploads data to the system cloud planform through GPRS data flow, providing data dependence for mobile phone and computer terminal access.



## System & Hardwares



### Automatic Light On/Off & Dimming Control

- By time setting
- On/off or dimming with motion sensor detection
- On/off or dimming with photocell detection



### Accurate Operation & Fault Monitor

- Real-time monitor on each light working status
- Accurate report on fault detected
- Provide location of fault, no patrol required
- Collect each light operation data, such as voltage, current, power consumption



### Extra I/O Ports for Sensor Expandability

- Environment Monitor
- Traffic Monitor
- Security Surveillance
- Seismic Activities Monitor



### Reliable Mesh Network

- Self proprietary wireless control node
- Reliable node to node, gateway to node communication
- Up to 1000 nodes per network
- Max. network diameter 2000m



### Easy-to-use Platform

- Easy monitor on each and all lights status
- Support lighting policy remote set-up
- Cloud server accessible from computer or hand held device

# ORDERING INFORMATION

