

LED Solar Street Light

SL-01-G2



Better solutions for Led Solar Street Light



IP66 water proof



Rotating Solar Panel



Easy Installation



190lm/W

Operating Temp.: -20°C ~ +50°C

Storage Temp.: -40°C ~ +80°C

Options

CCT

3000K
4000K
5000K
5700K

Beam Angle

Type II-S(140°85°)

Application

Pathway, Parking lot, Garden, Schools, Residential area, Villas, Resorts, Factories, Landscape, Architectural decorative lighting, Village roads and other places.

Specifications

Item	SL50W-01-G2	SL90W-01-G2	SL120W-01-G2	SL240W-01-G2
Solar Panel	50W 18V	90W 18V	120W 18V	120W 18V*2
Solar Cell	High Efficiency Monocrystalline Silicon			
Lithium Battery	18AH/12.8V	30AH/12.8V	48AH/12.8V	42AH/25.6V
Luminous Efficacy	190Lm/W			
Lamp Power	30W	50W	80W	120W
Led	SMD5050			
CRI	>70			
Lens	Type II-S(140°85°)			
Lighting time	5-7 Rainy day(full charged)			
Weight	12kg(26.5lbs)	17kg(37.5lbs)	24kg(52.9lbs)	40kg(88.2lbs)
Pole top diameter	Ø50-62mm			
Mounting height	5 ~15m			
Installation space	10 ~30m			

Lighting Modes Options

Option 1 :

At night, T1:100%-2hr, T2:60%-2hr, T3: 10%-7hr, T4: 50%-1hr.

Customized modes available.

For example, when the led solar panel street light turn-on at 6:00 pm,

T1: 100%-2hr on 6:00pm-8:00pm,

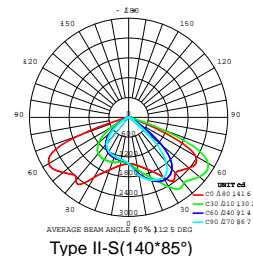
T2: 60%-2hr on 8:00pm-10:00pm,

T3: 10%-7hr on 10:00pm-5:00am

T4: 50%-1hr on 5:00am-6:00am.

Remarks: The street lights' turn-on time depends on the clients' local time(Turn-on Light Level: <20lux).

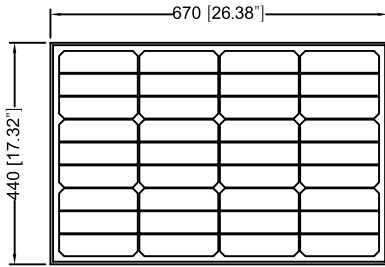
Photometry



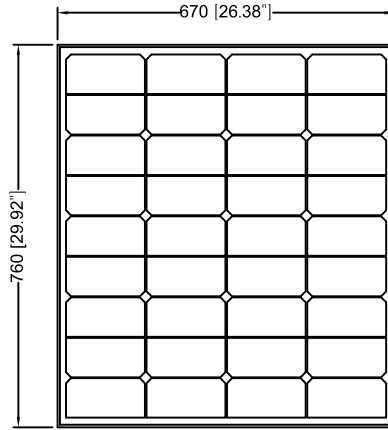
SL-01-G2

Dimensions mm)

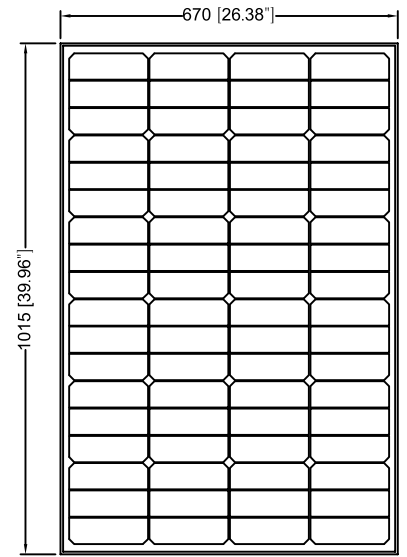
LED Solar Street Light



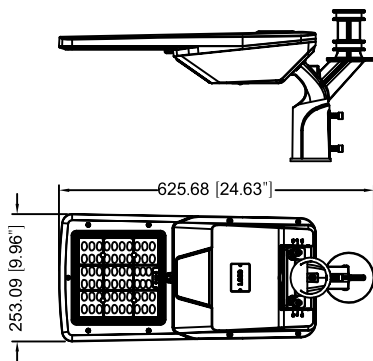
Solar Panel 50W



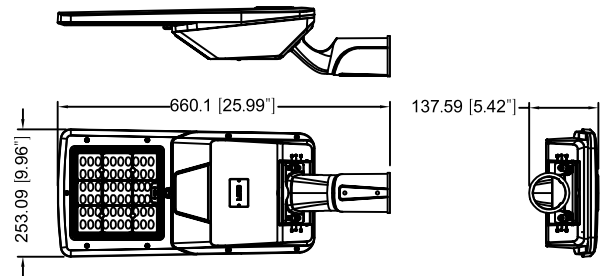
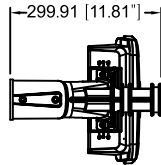
Solar Panel 90W



Solar Panel 120W



Street light single pole
50W / 90W / 120W)



Street light Arm pole
50W / 90W / 120W / 240W)

Solar Panel



Street light single pole

Street light Arm pole

Installation and use

Street light single pole

01

Fix the street lamp head to the lamp body with two M8*30mm hexagon socket screws. Choose the right angle.

02

Install the solar panel on the street lamp head and fasten it tightly with two M8*20mm hexagon screws. According to the local latitude, adjust the best angle of the solar panel.

03

Install the whole light on the street light pole and fix it tightly with two M8*20mm hex screws.

Street light Arm pole

01

Fix the street lamp head to the lamp body with two M8X30mm hexagon socket screws. Choose the right angle.

02

Install the whole light on the street light pole and fix it tightly with two M8*20mm hex screws.

03

Install the solar panel on the top of the street light pole and fasten it tightly with two M8*20mm hexagon screws.

Packing Spec

Item	Box			Carton		
	Measurement (mm)	Gross weight	Pcs box	Measurement (mm)	Gross weight	Pcs box
SL50W-01-G2	L592*W332*H185	7.0kg(15.5lbs)	1	/	1	/
	L745*W532*H275	7.0kg(15.5lbs)	1	/	1	/
SL90W-01-G2	L592*W185*H332	8.1kg(17.9lbs)	1	/	1	/
	L852*W275*H745	12kg(26.5lbs)	1	/	1	/
SL120W-01-G2	L592*W332*H185	5.5kg(12.2lbs)	1	/	1	/
	L1110*W275*H745	21.0kg(46.3lbs)	1	/	1	/
SL240W-01-G2	L592*W332*H185	5.5kg(12.2lbs)	1	/	1	/
	L952*W412*H315	11.5kg(25.4lbs)	1	/	1	/
	L1115*W195*H785	28.0kg(61.8lbs)	1	/	1	/