

CLP-3071

Architectural LED Lighting
DESIGN - QUALITY



Crystal 
Lighting

Project Name			
Type		Date	
Notes			

CLP-3071

Architectural LED Lighting



CLP-3071 Conical LED Post Top Design, suitable for wet locations. Perfect for lighting up residential exteriors, walkways, perimeters, school campuses, Industrial/commercial spaces, parking lots, recreational parks. This fixture has a wide light distribution. Dark sky compliant.

-10 year/100,000 hour limited warranty.

FEATURES

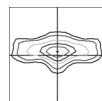
- Energy Savings: Over 66% compared to HID light sources
- Improved lumen maintenance
- Utilizes high efficient Lumiled LED's
- Operating temperatures: -30°C ~ 60°C
- 10Kv Surge Protector. (standard)
- 0-10 Dimmable Driver: Constant current, 120-277v, 50/60Hz, 480v (Optional)
- Suitable for wet locations
- Occupancy Sensors, Photo Cell or Wireless Controls (optional)

CONSTRUCTION

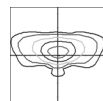
- Housing Heavy Gauge Aluminum Spun.
- 3 Mils Powder Coating, Black and White finish (standard). Other colors available.
- Clear Optical System Type 2, Type 3, Type 4 or Type 5 (standard), Clear Acrylic Drop Lens (Optional).
- Silicone Gasket to Prevent Leakage and provide weather-tight protection.
- Mounting: Over 3" O.D Tenon or Pole (standard) can be built to mount on other size poles and shapes per your request.



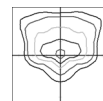
OPTIC DISTRIBUTION



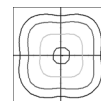
TYPE 2 (T2)



TYPE 3 (T3)



TYPE 4 (T4)



TYPE 5 (T5)

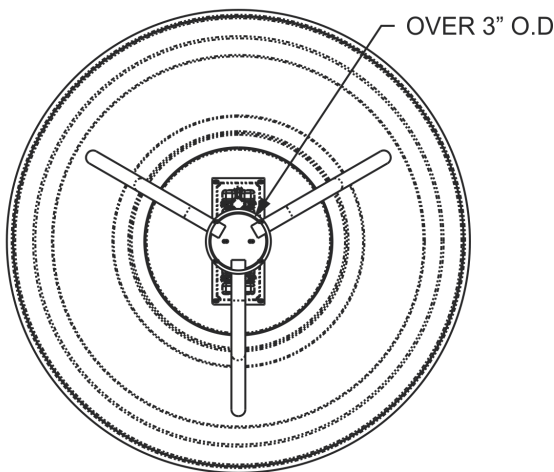
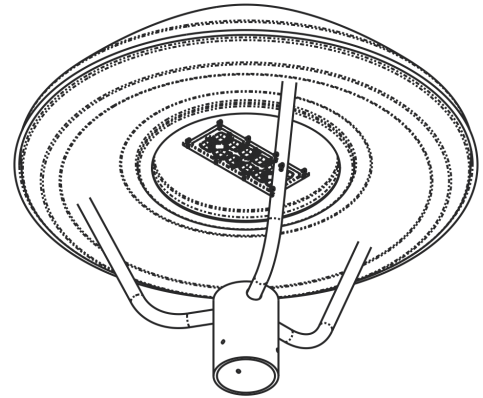
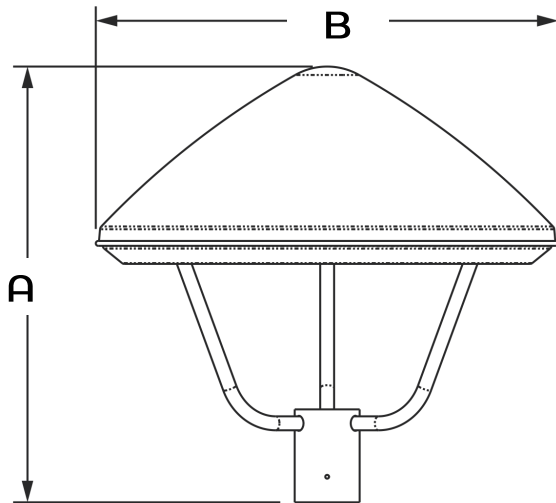
Example: (CLP-3071-T2-20W-30K-MV-BLK-PC)



PHILIPS
LUMILEDS



CLP-3071						
Cat #	Light Dist.	Wattage	Color Temp.	Voltage	Color	Options
CLP-3071 (CLP-3071)	TYPE 2 (T2)	20W (20CLED)	3000K (30K)	120-277V (MV)	BLACK (BLK)	Motion Sensor (OCS)
	TYPE 3 (T3)	40W (40CLED)	4000K (40K)	480V (HV)	WHITE (WH)	Button Photo Cell (PC)
	TYPE 4 (T4)	50W (50CLED)	5000K (50K)		BRONZE (BRZ)	Wireless controls (WC)
	TYPE 5 (T5)	60W (60CLED)			SILVER (SIL)	Clear Acrylic Drop Lens (CADL)
		70W (70CLED)			GRAPHITE (GPH)	
					MARINE GRADE (MG)	



Dimensions			EPA
CAT#	A	B	
CLP-3071	23.5"	25"	1.46

CAT #	INPUT POWER	LUMEN OUTPUT	LP/W	COLOR TEMP. (CCT)	CRI	RATED LIFE (L70)	INPUT VOLTAGE	INPUT FREQUENCY	HID Equivalent
CLP-3071-20CLED	25W	3,650	182	5000K	70+	>200,000	120-277V	50/60HZ	100w MH
CLP-3071-40CLED	45W	6,492	162	5000K	70+	>200,000	120-277V	50/60HZ	150w HPS
CLP-3071-50CLED	55W	7,780	155	5000K	70+	>200,000	120-277V	50/60HZ	250w MH
CLP-3071-60CLED	65W	8,539	142	5000K	70+	>200,000	120-277V	50/60HZ	250w PSMH
CLP-3071-70CLED	75W	9,986	142	5000K	70+	>200,000	120-277V	50/60HZ	250w HPS

All products are proudly manufactured and/or assembled in the USA