

The decorative, sophisticated design of the CL-164 enhance the appearance of any location. It is available in 3 different sizes and multiple finishes. CL-164 is commonly installed in Interior Facilities such as: Hallways/Corridors, Offices, and Interior Residential Locations.

FEATURES

- 120/277 Multi-volt
- 0-10 dimming driver
- UL listed for damp and wet locations
- Kelvin: 3000K, 4000K or 5000K
- High efficacient Lumined LED`s
- 5 Year limited warranty

CONSTRUCTION

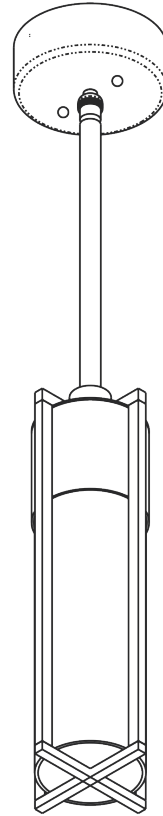
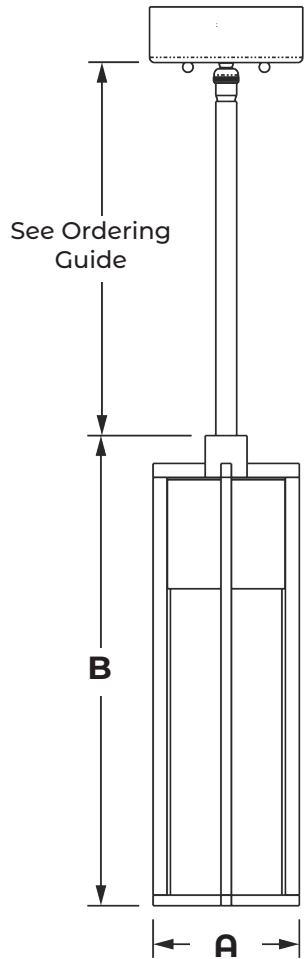
- Housing is Aluminum
- Frosted Acrylic Lens (Standard)
- Multiple Finishes to choose (See Ordering Guide)



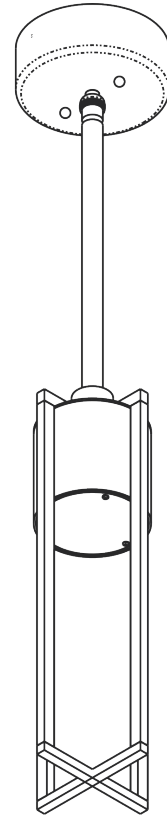
Example: CL-164-40D-FL-10CLELED-30K-MV-BLK-P12

Cat #	Dia.	Lens	Wattage	Color Temp.	Voltage	Finish	Mounting	Options
CL-164	4" OD (4OD)	Flat Acrlyic Lens (FL)	5W (5CLELED)	3000K (30K)	120-277V (MV)	Matte Black (MBLK) Glossy Black (GBLK) Texture Black (TBLK) Texture White (TWHT) Silver (SLR) Bronze (BRZ) Graphite (GPH) Copper Vein (CPV) Silver Vein(SLV) Oil Rubbeeb Bronze (ORB)	<u>Pendant Mount</u> 1FT (PM1) 2FT (PM2) 3FT (PM3) 4FT (PM4)	Opal Acrylic Lens (OAL)
	6" OD (6OD)		10W (10CLELED)					
	8" OD (8OD)	Cylinder Acrylic Lens (CAL)	15W (15CLELED)	4000K (40K)				
			20W (20CLELED)					
	8" OD (8OD)	Cylinder Acrylic Lens (CAL)	30W (30CLELED)	5000K (50K)				
			35W (35CLELED)					
	8" OD (8OD)	Cylinder Acrylic Lens (CAL)	40W (40CLELED)					

Options



Cylinder Lens



Flat Lens

Cat#	A	B
CL-164	4"	12"
CL-164	6"	14"
CL-164	8"	18"

Cat #	Input Power	Lumen Output	LPW	Color Temp. (CCT)	CRI	Rated Life (L70)	Input Voltage
CL-164-4OD-5CLED	10W	918	183	5000K	70+	>200,000	120-277V
CL-164-4OD-10CLED	15W	1,914	191	5000K	70+	>200,000	120-277V
CL-164-6OD-15CLED	20W	2754	183	5000K	70+	>200,000	120-277V
CL-164-6OD-20CLED	25W	2,935	146	5000K	70+	>200,000	120-277V
CL-164-8OD-30CLED	35W	4842	161	5000K	70+	>200,000	120-277V
CL-164-8OD-35CLED	40W	5320	152	5000K	70+	>200,000	120-277V
CL-164-8OD40CLED	45W	6252	156	5000K	70+	>200,000	120-277V

Proudly Manufactured and Assembled in the USA