

BROADWAY Billboard Lights

SOLTECH's solar billboard lighting systems provide lighting for large and small billboards without the need for standard utility power. Billboards, entrance signs, building name signs and other similar items, oftentimes, are placed in locations with little or no access to the electrical grid. Connecting them to the grid involves investments of time and money, such as cabling, trenching, and permitting. SOLTECH's BROADWAY provides cost savings by eliminating the need to trench standard electric wires for installation and providing no electric bill for the life of the system.



For more information, please visit our website:
www.soltechlighting.com

APPLICATIONS

10W, 20W BROADWAY Billboard Lights

SOLTECH's BROADWAY Solar Billboard lights have an all-in-one design and come complete with a self-contained solar power assembly, sized to run the specified solar fixture wattage. Billboards, entrance signs, building name signs and other similar items, oftentimes, are placed in locations with little or no access to the electrical grid.



Centennial Village Apartments
Oak Ridge, TN
Billboard Lighting Project



Engelmann Cellars Winery
Fresno, CA
Billboard Lighting Project



Orchard Ridge Farms
Rockton, IL
Billboard Lighting Project



Bagby Beer Company
Oceanside, CA
Billboard Lighting Project

FEATURES

10W, 20W BROADWAY Billboard Lights



Generates More Solar Energy

- Crystalline Solar Panel with 45 degree tilted angle design. Harvest double the energy compared to horizontal panels
- Built-in tempered glass solar panel, designed to offer self-cleaning operation between rainy and sunny days



Dual-purpose Mounting Design

- Attached brackets design for thick boards installation and extended arms for thin boards mounting



Longer Life


- LED life 50000 hours
- Easy to change modular battery pack for further lifespan extension
- OSRAM LED chips for commercial-grade performance




Integrated design

- Integrated solar panel and all-in-one design
- Air-craft grade aluminum
- Integrated smart controller provides a real dusk to dawn illuminating profile all night long with first 4 hours 100% brightness, 25% brightness till dawn

BROADWAY 10W

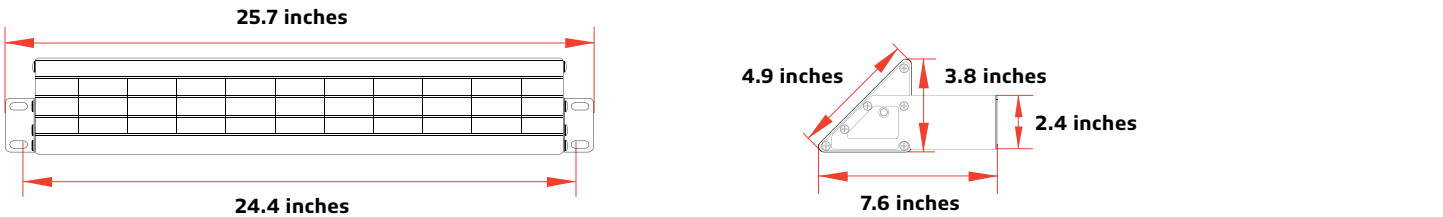


BROADWAY 20W

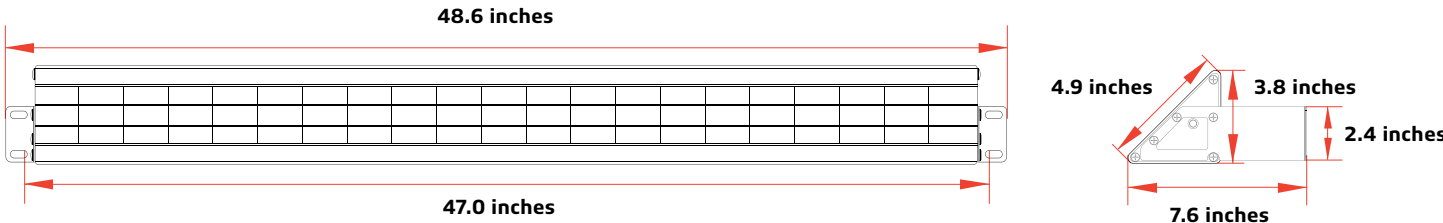


DIMENSIONAL DRAWINGS

BROADWAY 10W



BROADWAY 20W



DESIGN & PERFORMANCE

10W, 20W BROADWAY Billboard Lights

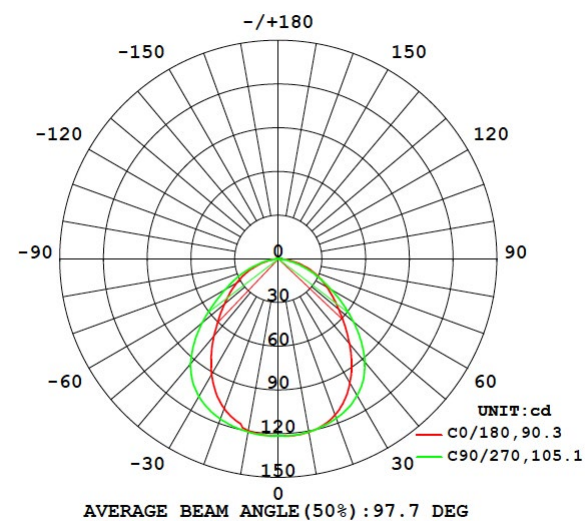
SOLTECH's BROADWAY Solar Billboard lights have an all-in-one design and come complete with a self-contained solar power assembly, sized to run the specified solar fixture wattage.

SPECIFICATIONS	BROADWAY 10W	BROADWAY 20W
LED NOMINAL POWER	10W	20W
SOLAR PANEL	5.5V 8W Polycrystalline	5.5V 17W Polycrystalline
Lithium Ion BATTERY	65WH 3.7V 17.6AH	130WH 3.7V 35.2AH
BEAM ANGLE	120°	120°
LUMEN OUTPUT@5000K	1,000	2,000
EPA	1.05	2.1
IP RATING	IP65	IP65
CRI	CRI > 70	CRI > 70
CASTING	PC / ALUMINUM	PC / ALUMINUM
EFFICIENCY@5000K	100 LM/W	100 LM/W
LED CHIP	OSRAM	OSRAM
*CHARGING TIME	8–10 Hours (1000W/m²)	8–10 Hours (1000W/m²)
RUN TIME	2–3 Days	2–3 Days
OPERATION MODE	First 4 hours 100% brightness, 25% brightness till dawn	First 4 hours 100% brightness, 25% brightness till dawn
LED TEMPERATURE	4,000K 5,000K	4,000K 5,000K
*OPERATING TEMPERATURE	-4 °F to 149 °F	-4 °F to 149 °F
*CHARGING TEMPERATURE	32 °F to 113 °F	32 °F to 113 °F

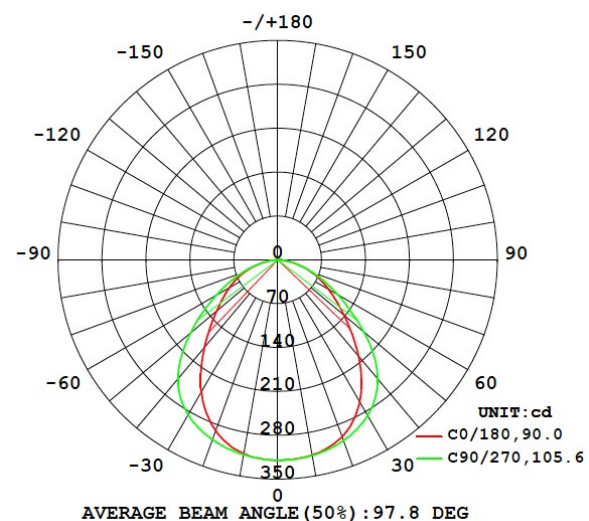
* The temperature can impact the battery's charging and normal operation.
* The solar charge time data is based on 77 degree F ambient temperature, with the panel pointed directly at the solar radiation. The standard radiation value is 1000W/m².

PHOTOMETRY

BROADWAY 10W



BROADWAY 20W



PRODUCT NUMBER BUILDER

Example: STL-TRI104WM24

This example product number is for BROADWAY 10 watt, 4000K CCT, wall mount installation, 24 inches long.

SERIES	WATTAGE	COLOR TEMPERATURE	MOUNTING OPTIONS	SIZE
STL-TRI =BROADWAY	10 =10W 1000 LUMENS 20 =20W 2000 LUMENS	X=4 =4000K X=5 =5000K	YY=WM =WALL MOUNT YY=LAM =LONG ARM MOUNT	ZZ=24 =24 INCHES ZZ=48 =48 INCHES

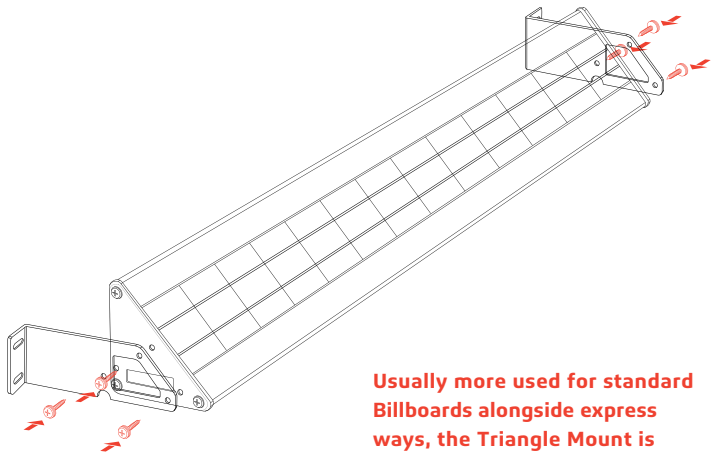
Sample Number: STL-TRI10XYYZZ

Please **DO NOT** send the generic sample number directly to our salesperson. Use the information in the chart, above, to create a model number with the correct series, wattage, CCT, mounting options, and finish for the product options that you want.

MOUNTING ACCESSORIES (10W, 20W)

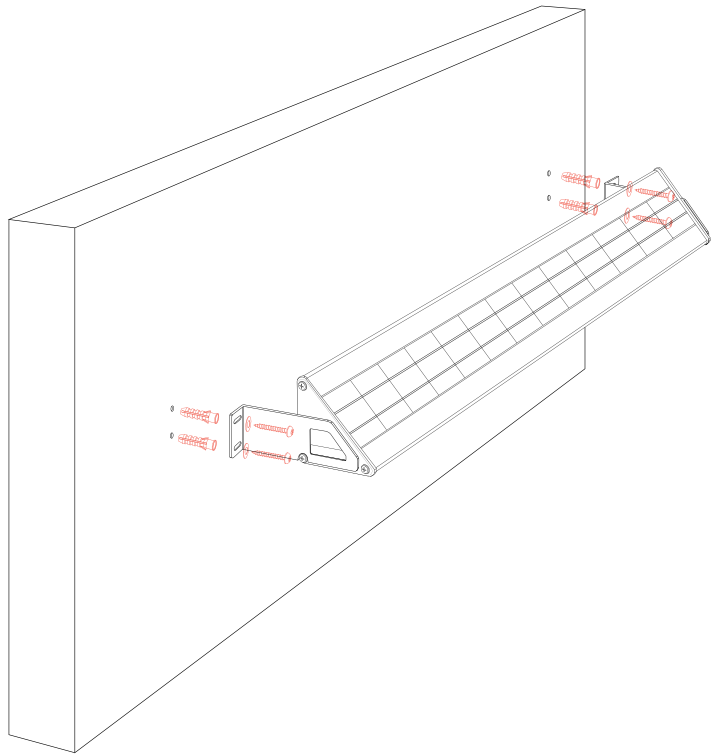
WALL MOUNT

01

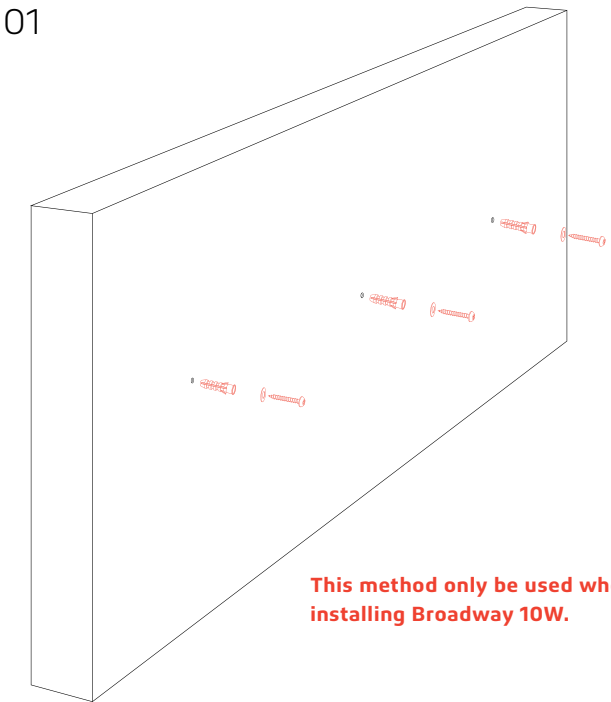


Usually more used for standard Billboards alongside express ways, the Triangle Mount is versatile and can be installed in more traditional signage, this can also be used for commercial establishments and buildings.

02

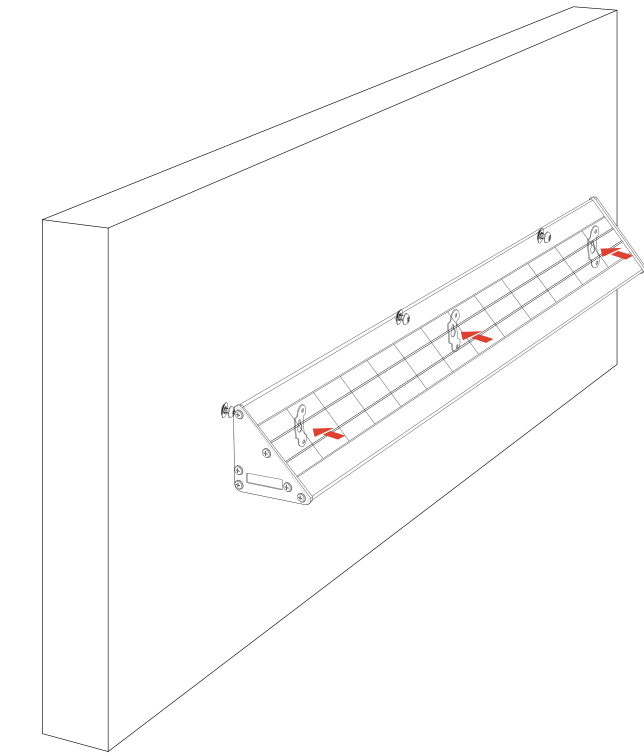


01



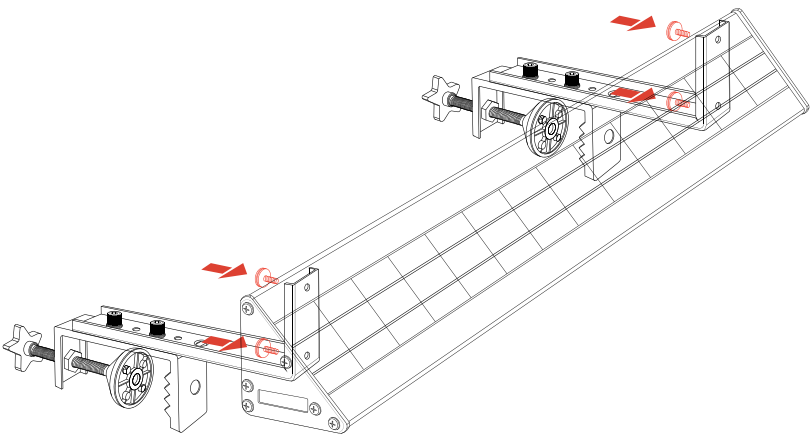
This method only be used when installing Broadway 10W.

02

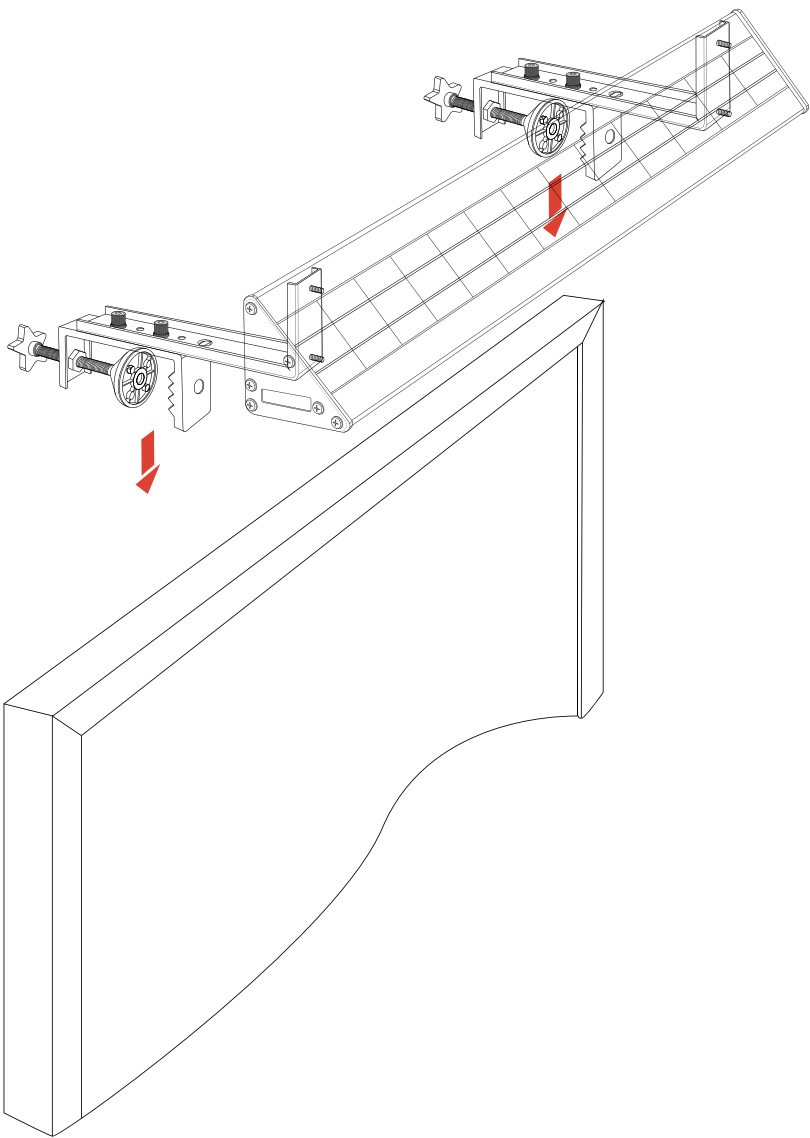


LONG ARM MOUNT

01



02



Broadway 10W needs two Long Arm Mounts. If you install Broadway 20W, you need three Long Arm Mounts.

Long Arm Mount asscessories does not include in the Broadway packaging. You have to connect with SOLTECH salesperson if you need it.

For thinner billboards, the Long Arm mount uses a tighten-to-grip system that securely places the Broadway into place. Perfect for temporary signages that need illumination for a shorter period of time.

