

Pulsar-Wm
Architectural LED Lighting
DESIGN-FUNCTION-QUALITY



Crystal Lighting Corp.



Pulsar -WM Architectural Wall Mount, Full Cut Off , Modern Style.

Perfect for illuminating Exterior or Interior locations such as Residential, Walkways, Entry Ways, Perimeters, Parking Garages, School Campuses, and other Industrial/Commercial Spaces.

Pulsar-WM Wattage up to 50 Watts, available in Types 2, 3, 4, and 5 light distribution. Kelvin Temperature 30K, 40K and 50K available, Finished with 3 Mil Powder Coat and All Hardware stainless steel.

Pulsar-PM is Proudly designed, fabricated and Assembled in the USA.

Warranty:

-10 year/100,000 hour Limited Warranty.

-Dark Sky Compliant.

Features:

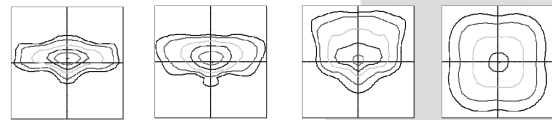
- Energy Savings: Over 66% compared to HID light sources.
- Improved Lumen Maintenance.
- Utilizes High efficient Lumiled LED's.
- Operating Temperatures: -30°C ~ 60°C.
- Driver: 120-277V (MV) or 480V (HV) (Optional).
- IP65 / IP67 Rated.
- 0-10 Dimming Driver, Micro Wave Sensors, Photo Cell or Wireless Controls (Optional)

Construction:

- Corrosion-Resistant Cast Aluminum Housing
- 3 Mil Powder Coat Finish.
- Clear Optic, Types 2, 3, 4 and 5 IP67 Rated (Options)
- Silicone Gasket to provide Weather-Tight Protection (IP65).
- Mounting: Over of a 3" Pole or Tenon (Adapter is required for other mountings Options)



OPTIC DISTRIBUTION



TYPE 2 (T2) TYPE 3 (T3) TYPE 4 (T4) TYPE 5 (T5)

Example: PLSR-WM-20CLEd-T3-40K-MV-BRZ-PC



PHILIPS
LUMILEDS

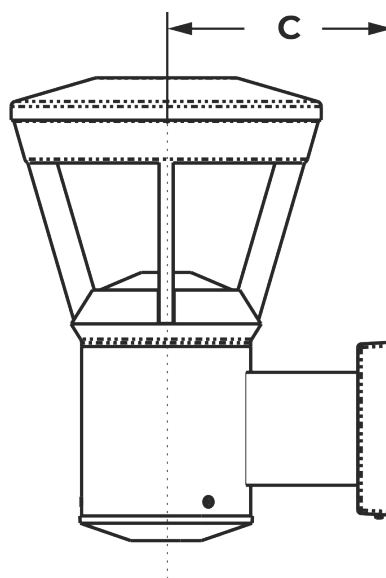
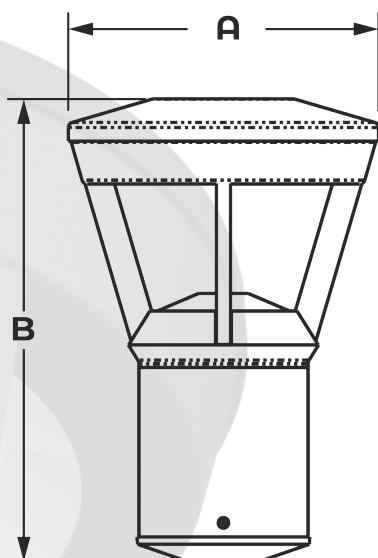
POWDER
COATED
TOUGH

Wireless Controls
Available

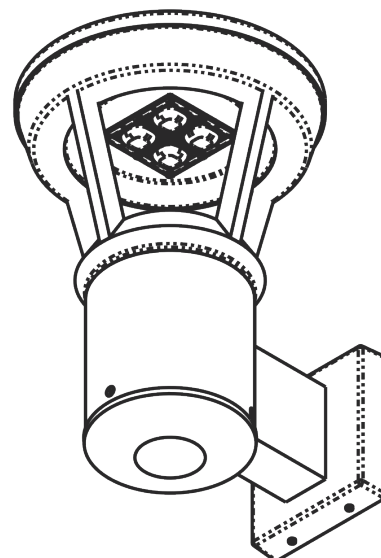
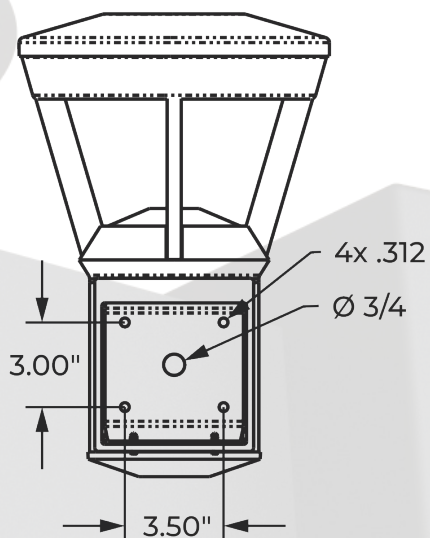
NEMA



Cat#	Wattage	Light Dist.	Color Temp.	Voltage	Color	Options
Pulsar-WM (PLSR-WM)	20W (20CLEd)	Type 2 (T2)	3000K (30K)	120-277V (mv)	Black (BLK)	Button Photo Cell (PC)
	40W (40CLEd)	Type 3 (T3)	4000K (40K)		White (WH)	Micro Wave Sensor (mws)
	50W (50CLEd)	Type 4 (T4)	5000K (50K)		Bronze (BRZ)	Wireless controls (WC)
		Type 5 (T5)			Silver (SIL)	
					Graphite (GPH)	
					Marine Grade (MG)	



Mounting



Dimensions

Cat#	A	B	C	EPA
PLSR-PM	11"	16" 1/2	8"	

Cat #	Input Power	Lumen Output	LPW	Color Temp. (CCT)	CRI	Rated Life (L70)	Input Voltage	HID Equivalent	HID Equivalent
PLSR-WM-20CLED	25W	3,148	157	5000K	70+	>200,000	120-277V	50/60HZ	100W MH
PLSR-WM-40CLED	45W	5,706	142	5000K	70+	>200,000	120-277V	50/60HZ	150W MH
PLSR-WM-50CLED	55W	5,638	112	5000K	70+	>200,000	120-277V	50/60HZ	175W MH

Proudly Manufactured and Assembled in the USA