

Pulsar Bollard
Architectural LED Bollard
DESIGN-FUNCTION-QUALITY



Crystal Lighting Corp.





Pulsar Bollard Designed with a Sleek and Clean Appearance, Modern Style, downward light distribution, and Dark Sky Compliant. **Turtle Friendly** amber (590nm) lighting ideal for areas where excessive artificial lighting can disturb ecosystems, such as coastal areas where sea turtles need a dark sky to orient and migrate towards the ocean.

Pulsar Bollard is available in Type 2, 3 and 5 Light Distribution, Optional Vandal-Resistant Base, 3 Mil Powder Coat Finish, 3/8 x 10" Long Anchor Bolts (Included). Optional 15W, 20W, 30W or 40W System. Ideal for Lighting Pedestrian Walkways and Accenting the Exterior Grounds of Office and Apartment Buildings, Hotel and Parks.

- 10 Year/100,000 Limited Warranty.

Features

- Utilizes 590nm Nichia 219B LED's.
- Operating temperatures: -30°C ~ 60°C.
- Driver: Constant current, 120~277v, 50/60Hz, 480v (Optional)
- Suitable for wet locations.
- 0-10 Dimming Driver, Photo Cell, Micro Wave Sensor and Wireless Controls (Optional).
- Operating Life: >100,000 hours.

Construction


- Extruded Aluminum Body with Cast Aluminum Base, Heavy Gauge Spun Top.
- 3 Mil Powder Coat Finish (Many Finish Available).
- CL- Clear optical System (Standard).
- Silicone Gasket to Prevent Leakage and Provide Weather-Tight Protection
- Mounting: Mounting Kit with (3x) 10" Anchor Bolts Included



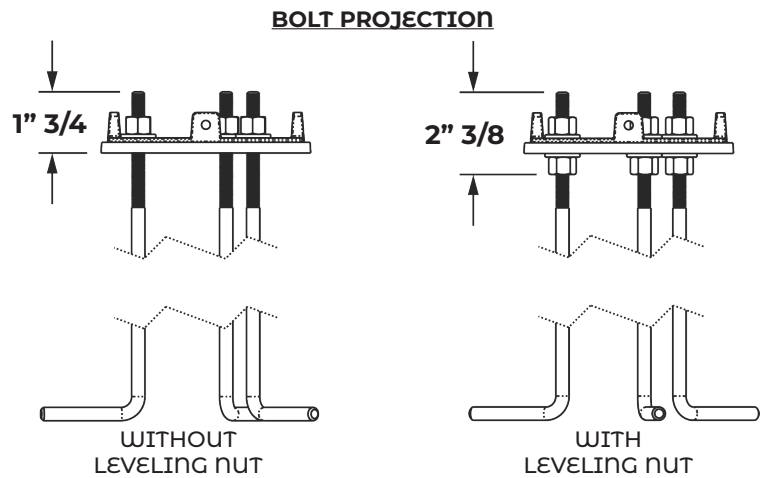
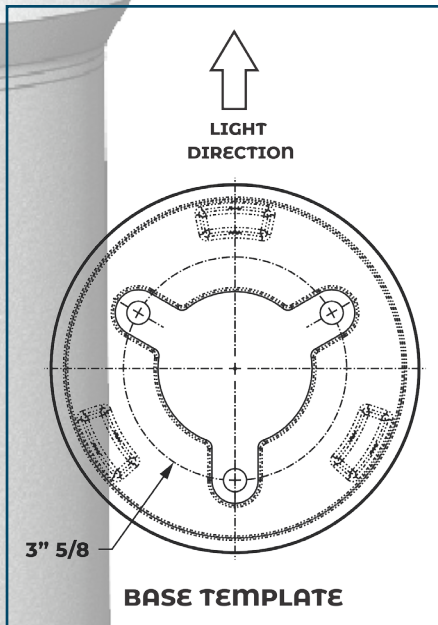


Example: PLSRB-6-42-TF20CLEd-T5-40K-MV-BLK



Cat #	Dia.	Height	Light Dist.	Light Dist.	Color Temp.	Voltage	Color	Options
Pulsar Bollard (PLSRB)	6" OD. (6)	42" (42) 36" (36) 24" (24)	Turtle Friendly TF15W (TF15CLEd) TF20W (TF20CLEd) TF30W (TF30CLEd) TF40W (TF40CLEd)	Type 2 (T2) Type 3 (T3) Type 4 (T4) Type 5 (T5))	3000K (30K) 4000K (40K) 5000K (50K)	120-277V (MV) 480V (HV)	Black (BLK) White (WH) Bronze (BRZ) Silver (SIL) Graphite (GPH) Marine Grade (MG) Custom (CST)	*Micro Wave Sensor (mws) *Motion Sensor Button Photo Cell (PC) Wireless controls (WC) Vandal Resitant Base (VRB)



Dimensions			
Cat#	A	B	C
PLSRB	6"	42", 36", or 24"	11"



Cat #	Input Power	Lumen Output	LPW	Color Temp. (CCT)	CRI	Rated Life (L70)	Input Voltage	HID Equivalent
PLSRB-TF15CLED	TF20W	1,935	129	5000K	70+	>200,000	120-270V	50/60HZ
PLSRB-TF20CLED	TF25W	2,520	126	5000K	70+	>200,000	120-277V	50/60HZ
PLSRB-TF30CLED	TF35W	3,570	119	5000K	70+	>200,000	120-277V	50/60HZ
PLSRB-TF40CLED	TF45W	4,520	113	5000K	70+	>200,000	120-277V	50/60HZ

Proudly Manufactured and Assembled in the USA