



CES-J SERIES LED EXPLOSION PROOF FLOOD LIGHT

CESP hazardous locations



CES-J SERIES LED EXPLOSION PROOF FLOOD LIGHT

Product description

CESP explosion-proof floodlight is more than 50,000 hours lifespan, and the maintenance is reduced to 30% of the double input cost of the traditional lighting system. At the same time, it features a well-designed optical system, high luminous efficiency and a variety of beam Angle options. ADC12 die-cast aluminum, 8mm tempered glass has better shock and vibration resistance. There are a variety of installation methods for your different projects. UL1598A North American marine anti-corrosion can be used in marine application and hazardous areas Zone 1&21, Zone 2&22.

Features

- Patent designed to be Curved Fin Shape, maximize the best heat transmit.
- Aluminum alloy (ADC12).
- Lens -tempered glass (8mm) shock & vibration resistant, Super clear, >90% light transmit.
- LED: LM80 certified, 130 lm/W +5, up to 26000lm.
- Meanwell LED Driver, >90% driver efficacy.
- Circuit design: 4KV/6KV Surge Protection power supply.
- Protection: IP66, high protection grade for waterproof and dust-proof.

Certification

ATEX:

- Ex II2G Ex eb mb op is IIC T4 Gb;
- Ex II2D Ex op is tb IIC T95°C Db;
- Certificate No: IEP 19ATEX 0714

IECEX:

- Ex ec IIC T4 Gc;
- IP66;
- Certificate No: IECEX UL 18.0046

Application


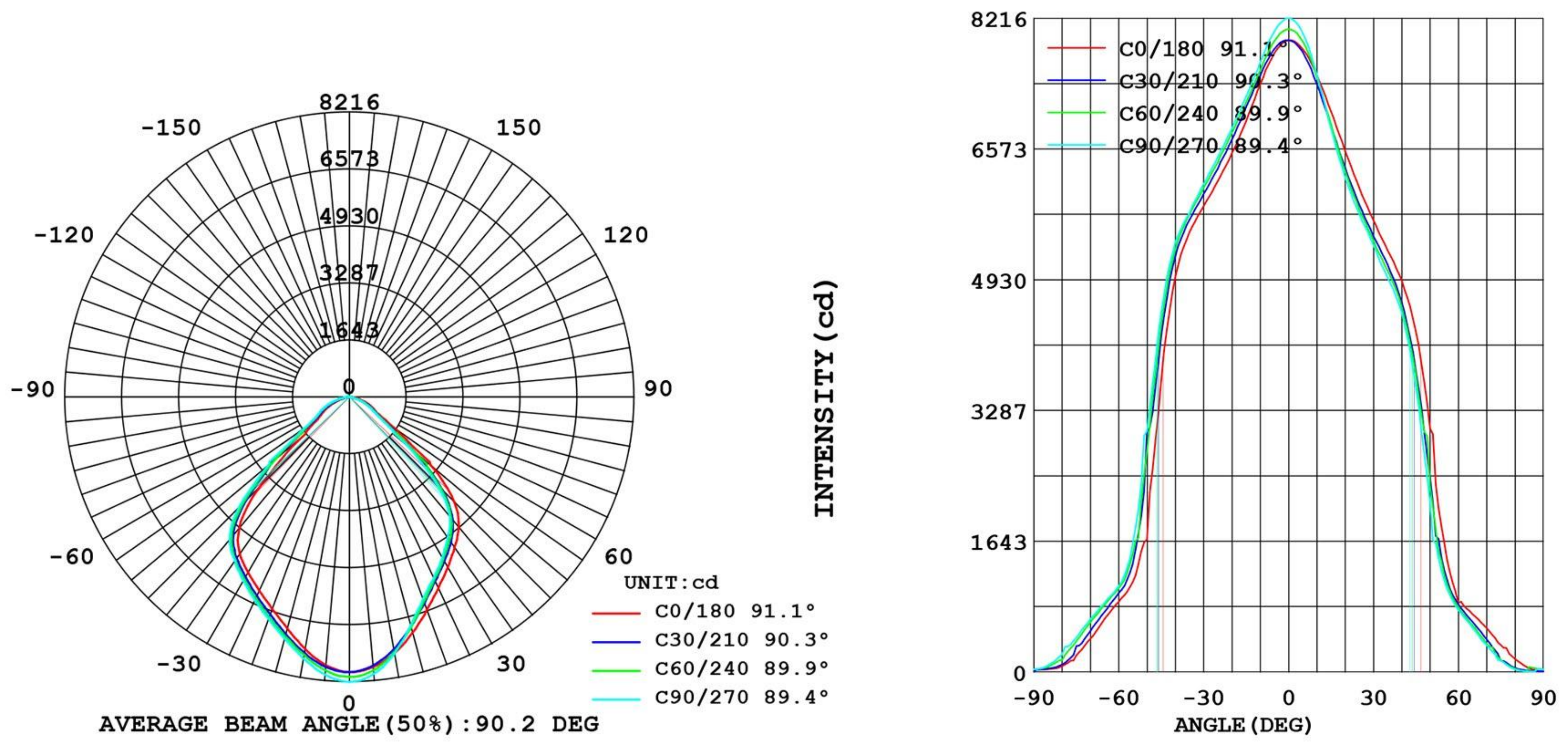
Wastewater treatment, oil and gas refineries, drilling rigs, offshore platforms, petrochemical facilities, chemical plants, coal mines, aviation bases, food plant, Pharmaceutical plant, beverage facilities, and where flammable vapors, gases, ignitable dusts, fibers or flyings are present.

Warranty

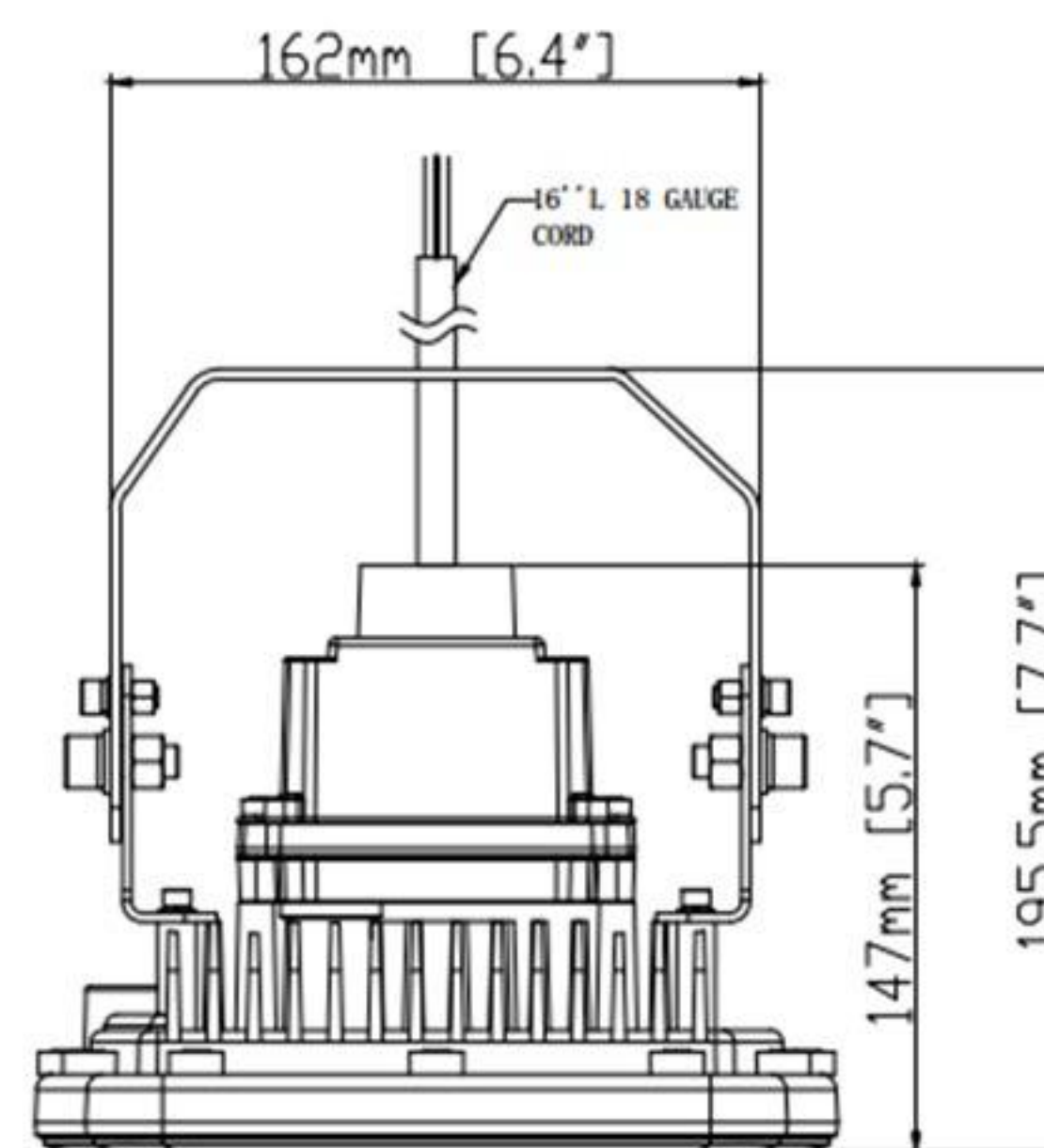
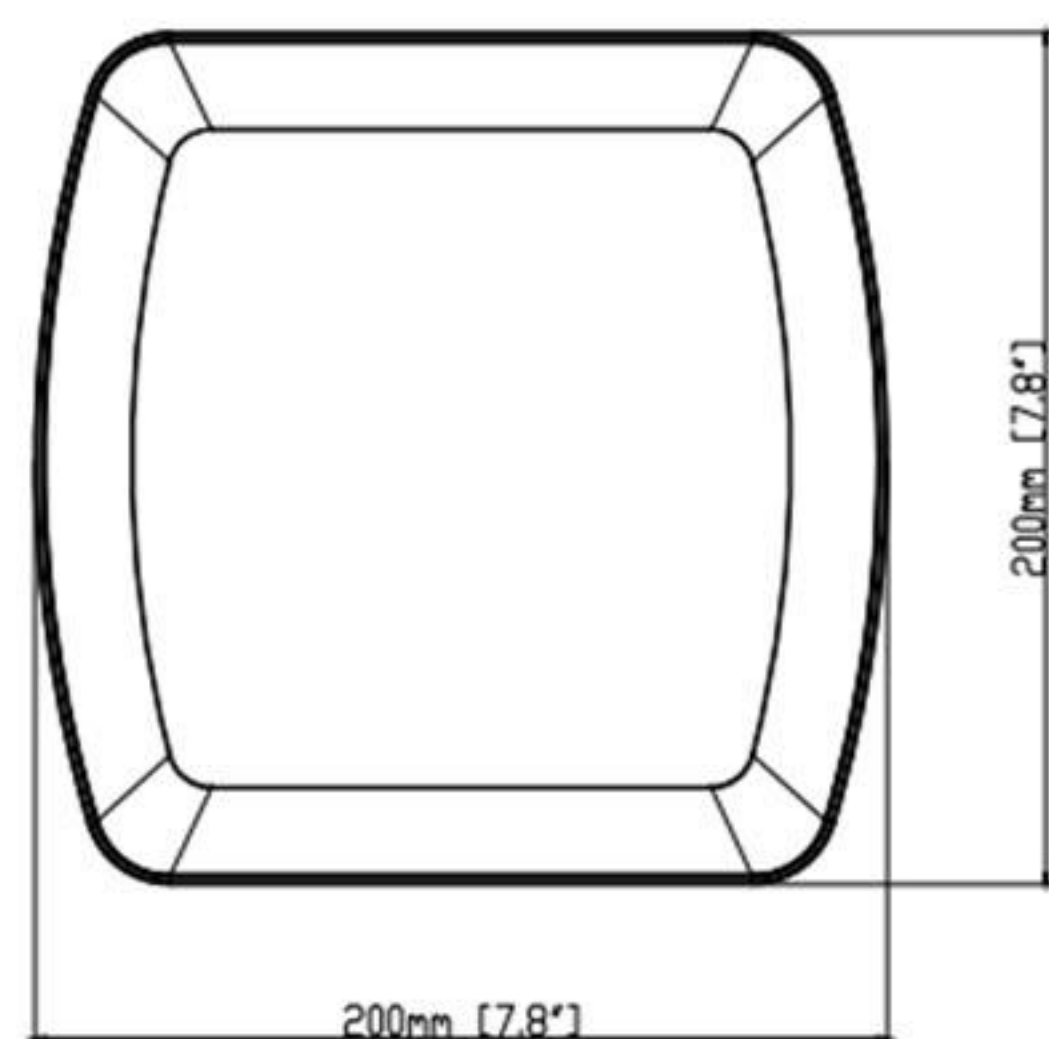
5-Year Standard Warranty



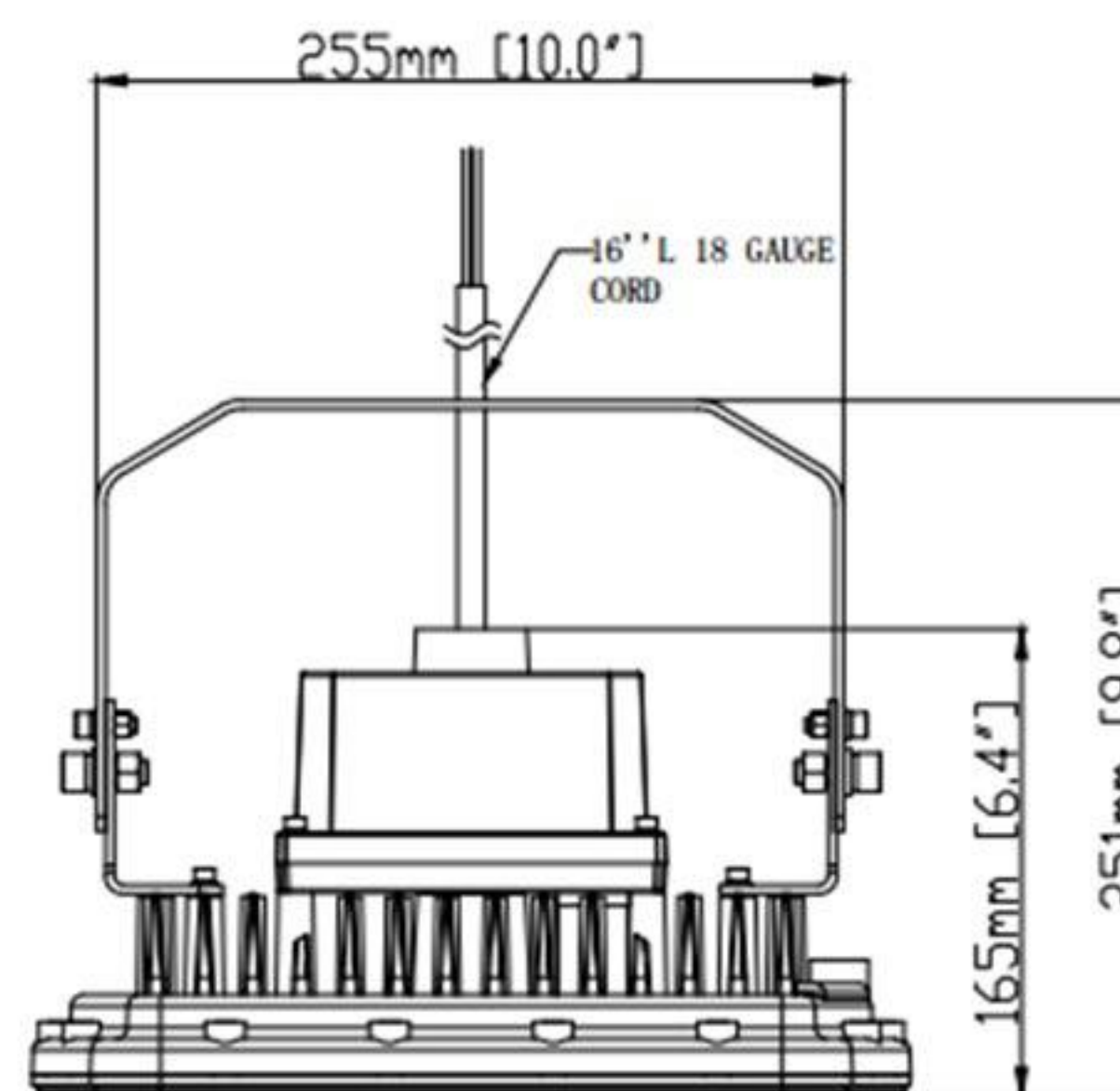
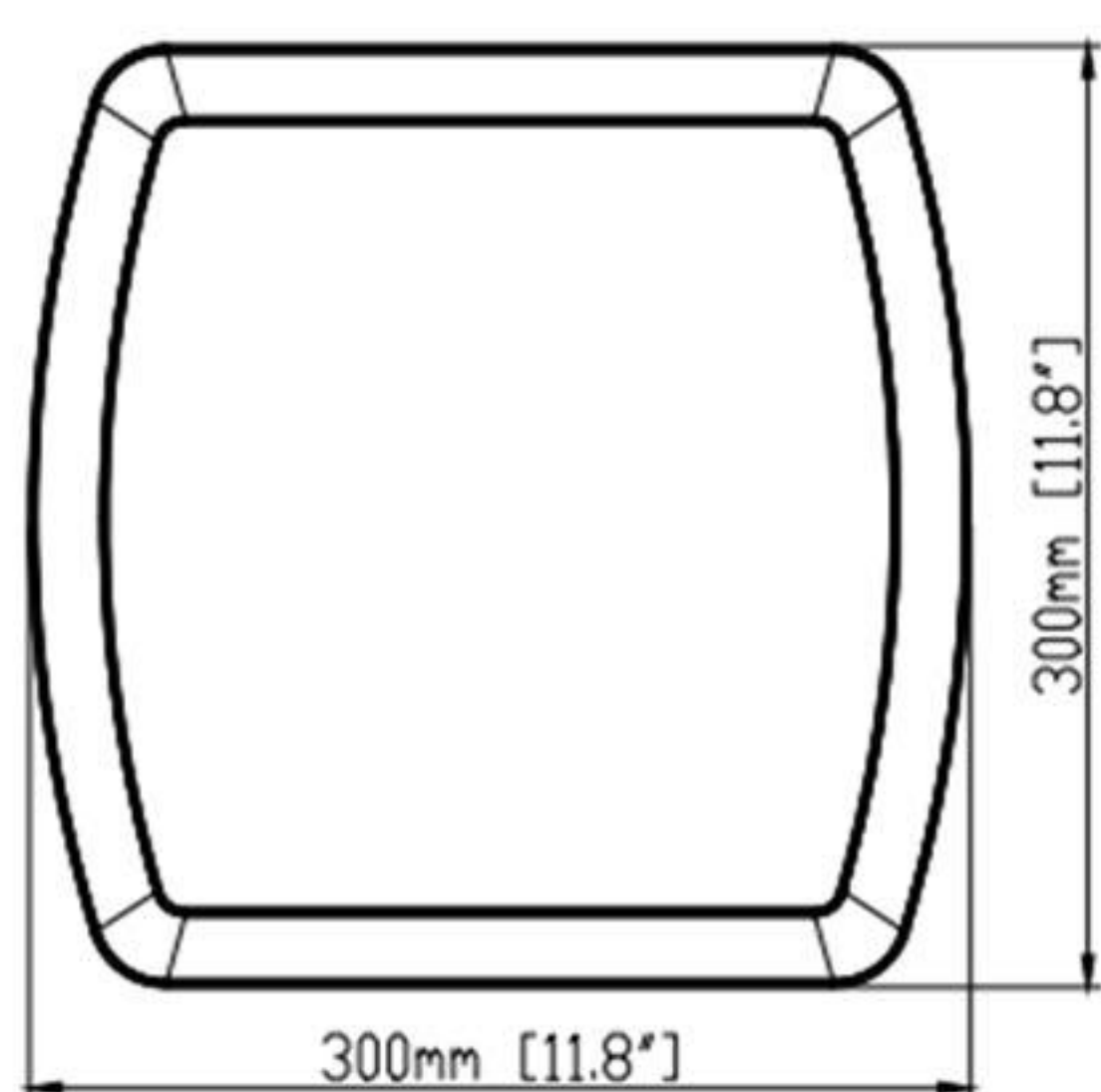
Lighting Distribution



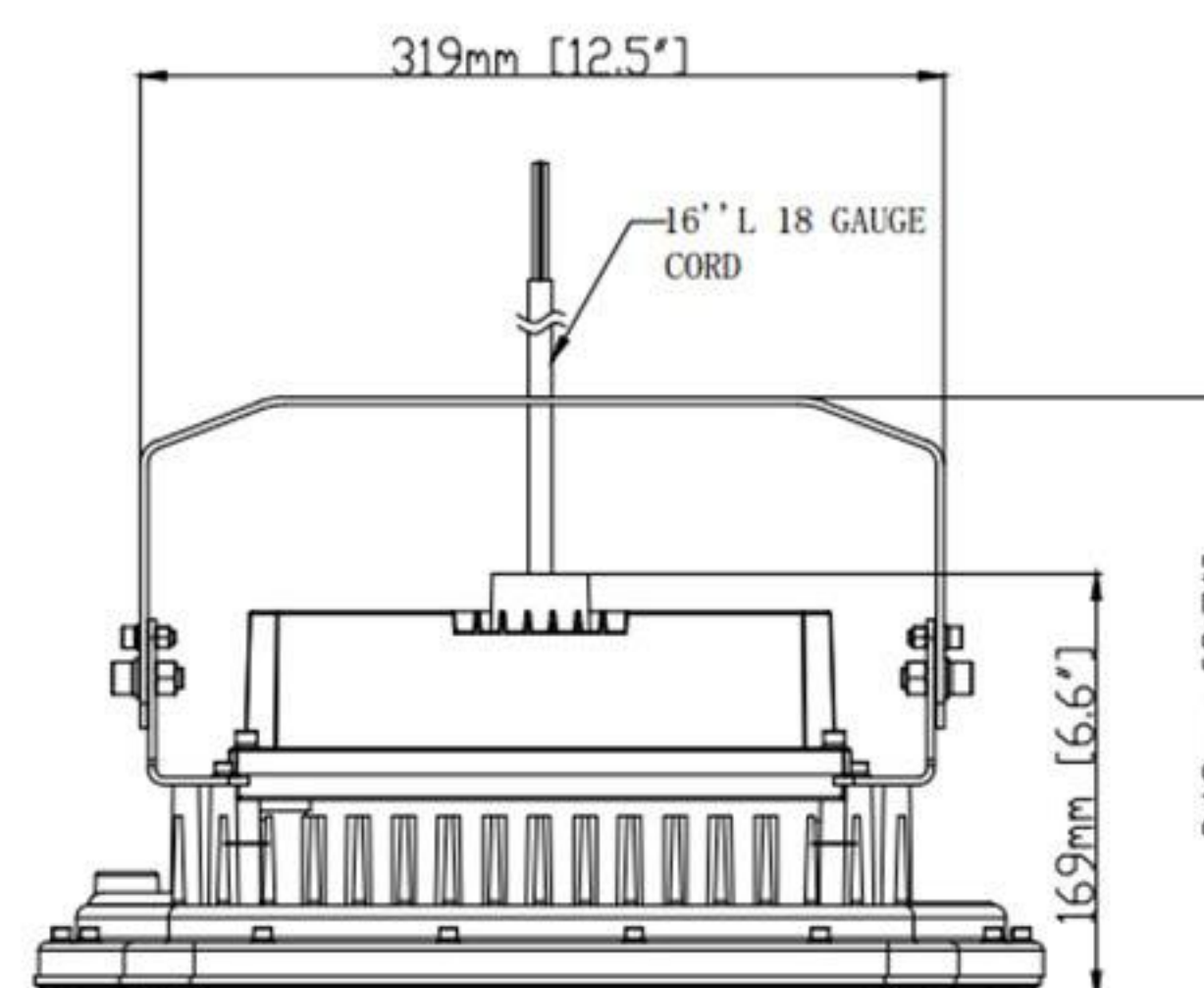
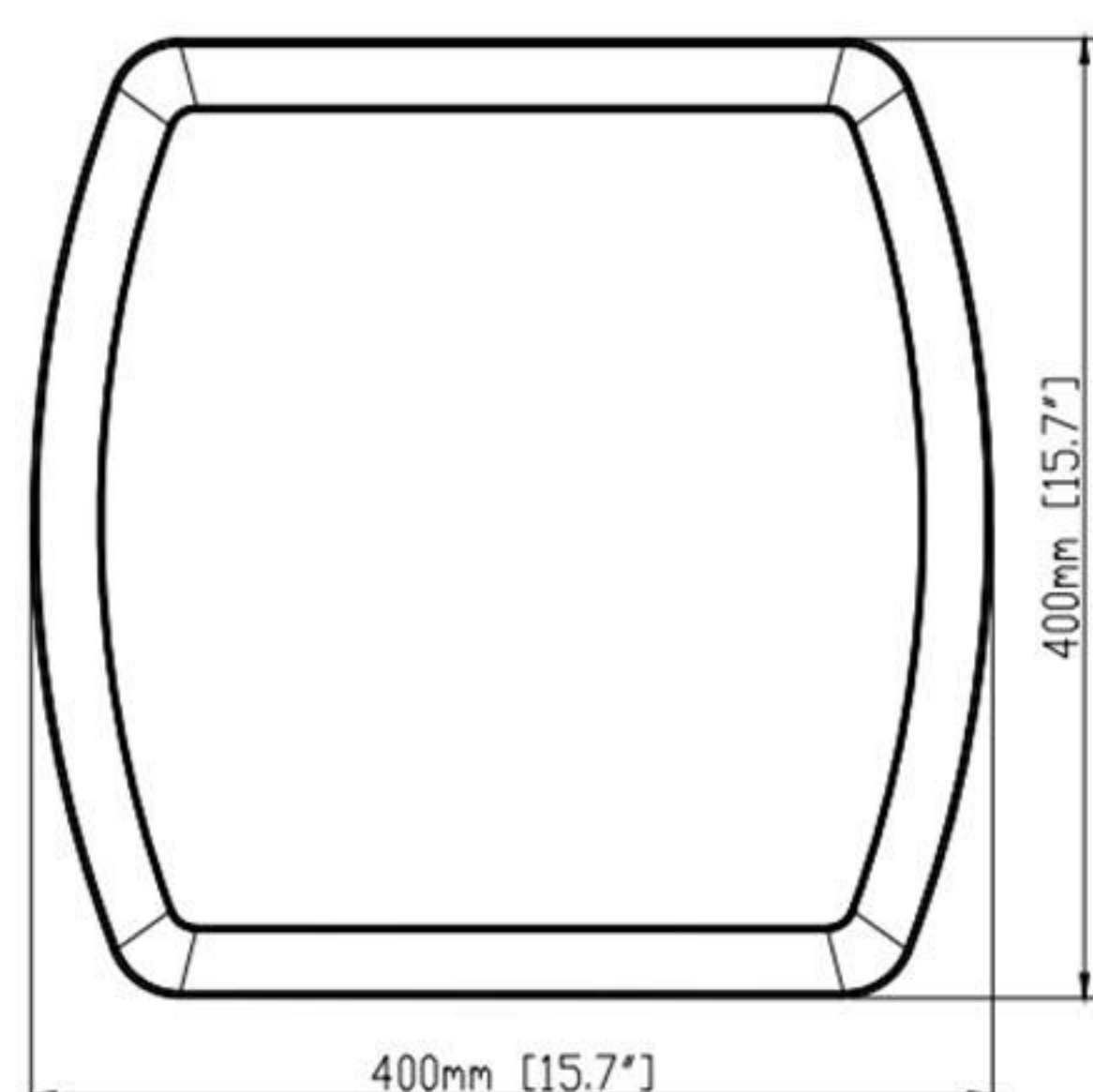
Size and packaging



Product Model	Product Size	Carton Size	QTY/CTN	Net Weight	Gross Weight
CES-J20	200 × 200 × 147mm(7.8×7.8×5.7)"	255 × 255 × 215mm(10×10×8.5)"	1	4 kg/8.8 lbs	5.0 kg/11.0 lbs
CES-J30	200 × 200 × 147mm(7.8×7.8×5.7)"	255 × 255 × 215mm(10×10×8.5)"	1	4 kg/8.8 lbs	5.0 kg/11.0 lbs
CES-J40S	200 × 200 × 147mm(7.8×7.8×5.7)"	255 × 255 × 215mm(10×10×8.5)"	1	4 kg/8.8 lbs	5.0 kg/11.0 lbs



Product Model	Product Size	Carton Size	QTY/CTN	Net Weight	Gross Weight
CES-J60	300×300×165mm(11.8×11.8×6.4)"	375×365×245mm(14.8×14.4×9.6)"	1	7 kg/16.5 lbs	9.0 kg/19.8 lbs
CES-J80	300×300×165mm(11.8×11.8×6.4)"	375×365×245mm(14.8×14.4×9.6)"	1	7 kg/16.5 lbs	9.0 kg/19.8 lbs
CES-J100	300×300×165mm(11.8×11.8×6.4)"	375×365×245mm(14.8×14.4×9.6)"	1	7 kg/16.5 lbs	9.0 kg/19.8 lbs



Product Model	Product Size	Carton Size	QTY/CTN	Net Weight	Gross Weight
CES-J120	400×400×169mm(15.7×15.7×6.6)"	520×475×280mm(20.5×18.7×11)"	1	10.5 kg/23.1 lbs	12 kg/26.4 lbs
CES-J150	400×400×169mm(15.7×15.7×6.6)"	520×475×280mm(20.5×18.7×11)"	1	10.5 kg/23.1 lbs	12 kg/26.4 lbs
CES-J180	400×400×169mm(15.7×15.7×6.6)"	520×475×280mm(20.5×18.7×11)"	1	10.5 kg/23.1 lbs	12 kg/26.4 lbs
CES-J200	400×400×169mm(15.7×15.7×6.6)"	520×475×280mm(20.5×18.7×11)"	1	10.5 kg/23.1 lbs	12 kg/26.4 lbs

Technical parameter

Product Model	CES-J20/J30/J40S	CES-J60/J80/J100	CES-J120/J150/180/J200
Type	LED Explosion proof Flood Light		
luminous efficiency	110~130 lm/W	110~130 lm/W	110~130 lm/W
Power(W)	20W/30W/40W	60W / 80W / 100W	120W / 150W / 180W / 200W
Voltage-Frequency	100-277Vac 50-60Hz		
Color Temp	5000K (Provides 2700K to 6500K)		
CRI(Ra)(typ.)	≥70		
Luminous Flux (lm)	2400 / 3600 / 4800	7200 / 9600 / 12000	14400/ 18000/ 21600 24000
Power Supply	Meanwell HLG Series (Meanwell XLG Series for 200W)		
Beam Angle	15°, 60°, 90°, 108°, 120°		
Power Factor	>0.95		
Rated Lifetime-L70 (hrs.)	50,000		
THD	<10%		
Operating temperature	-40° C to +40° C		
Entry Size	M25X1.5 (Standard), M26X1.5 or NPT 3/4"-14 (Optional)		
Cable	Three-core rubber cable, IEC (CE) certification, with 0.5m cable (Standard)		

Product display



Front



Side




Back



Top

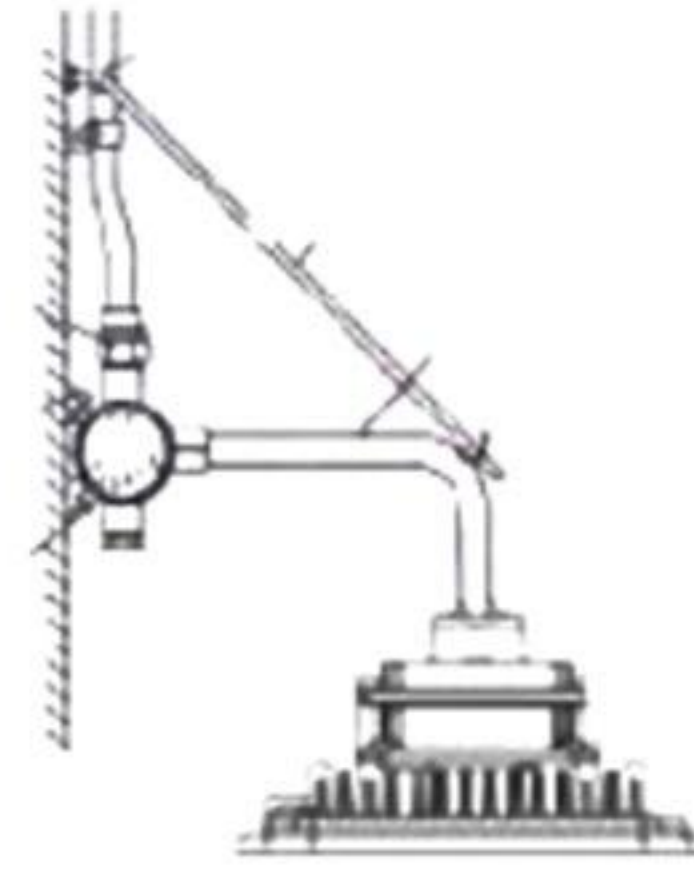
Installation method



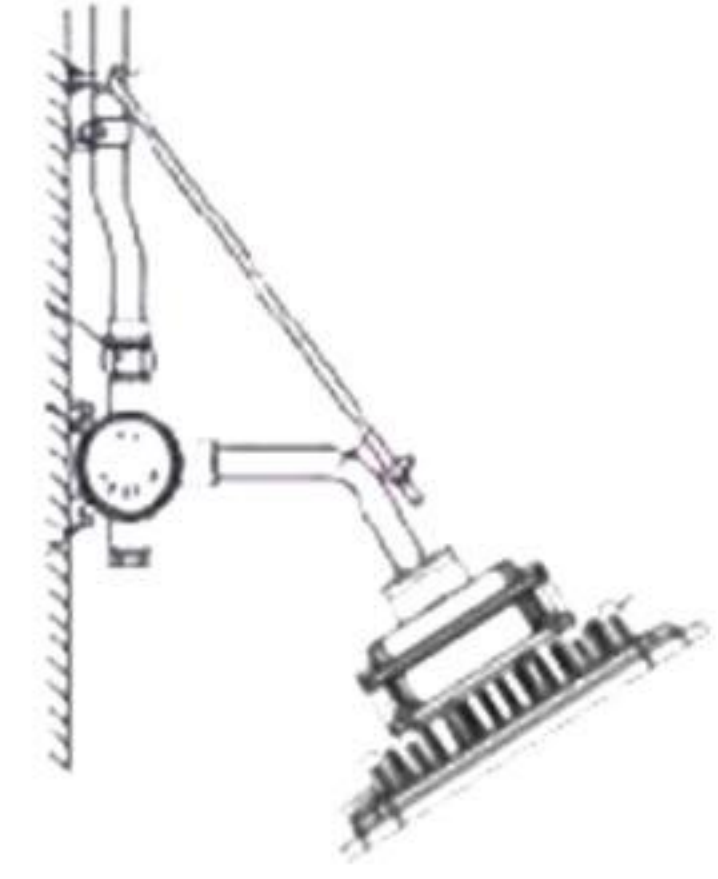
A. Ceiling Mount



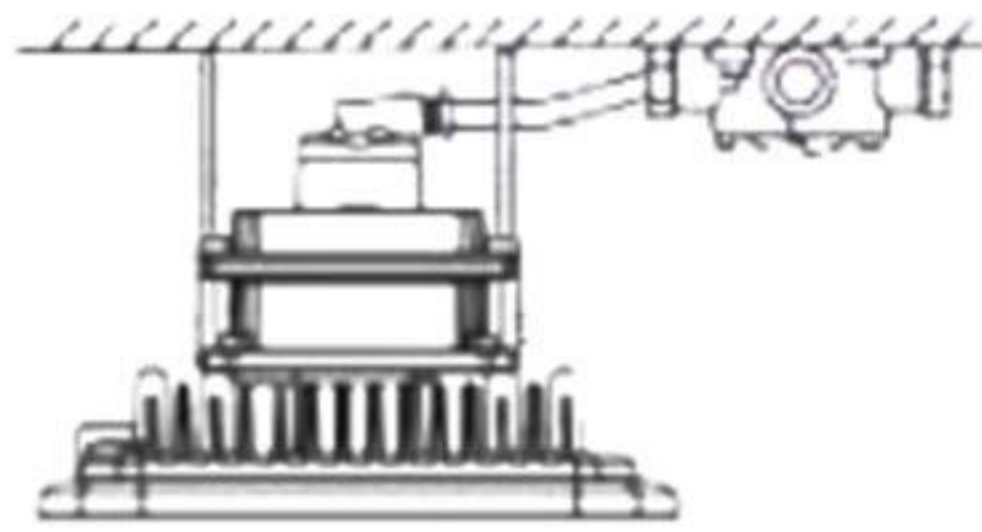
B. Drop Mounting



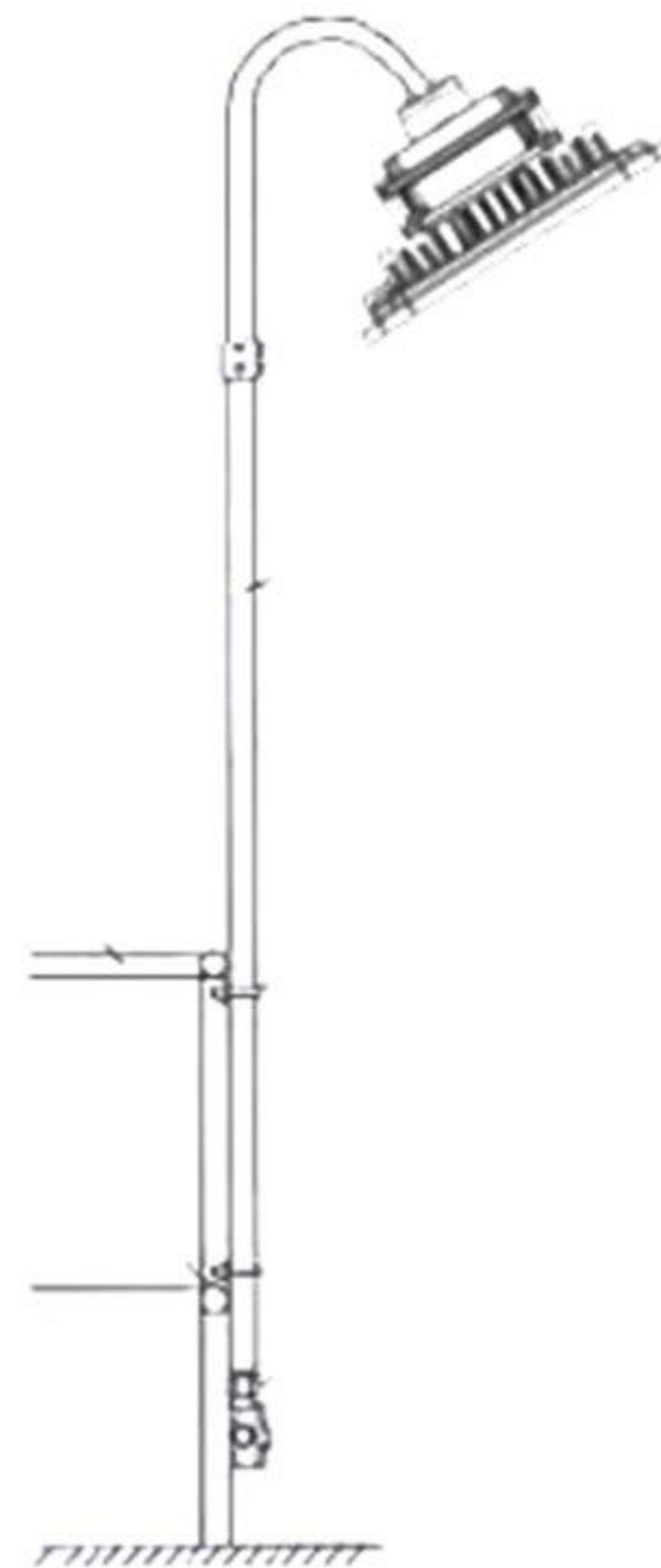
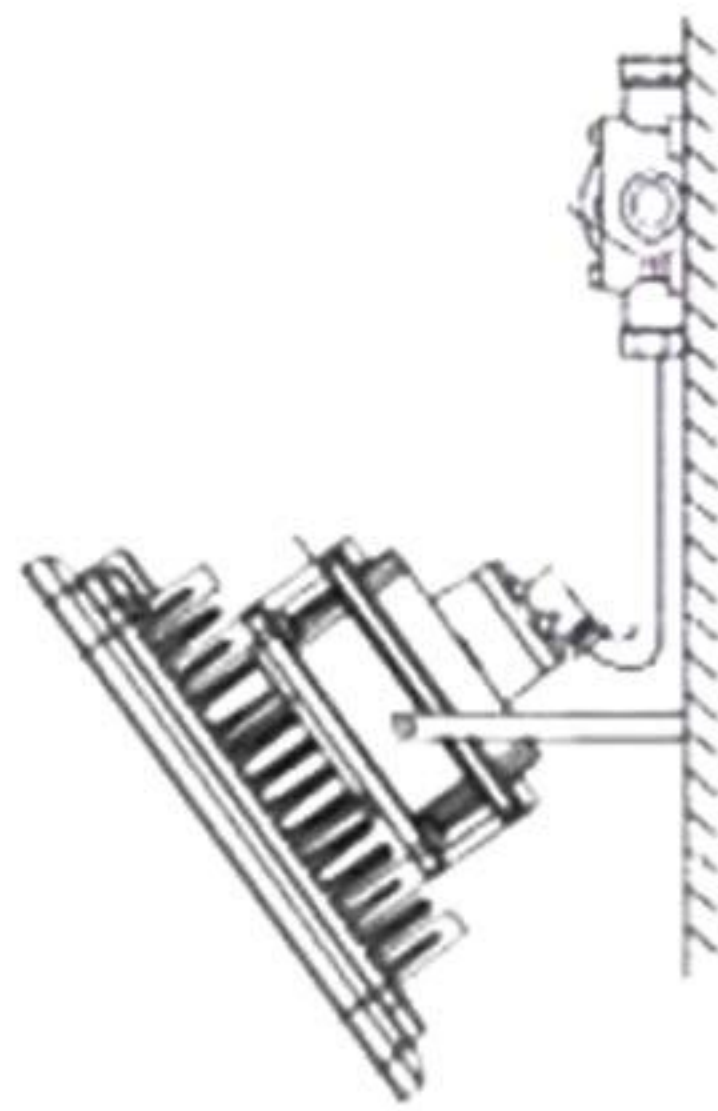
C. Wall Mount




D. Wall Mount



E. U-Bracket Mounting



F. Pole Mount



G. Pole Mount