


CLP-257

Architectural LED Luminaire
DESIGN-FUNCTION-QUALITY



Crystal Lighting Corp.





CLP-257 Architectural LED Luminaire. Available in three different sizes and multiple wattages. CLP-257 essential for illuminating residential exteriors, walkways, perimeters, school campuses, commercial spaces, parking lots, and recreational parks.

- 10 Year/100,000 hour limited warranty.

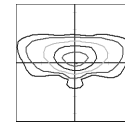
FEATURES

- Energy Savings: Over 66% compared to HID light sources.
- Improved lumen maintenance.
- Available in two light distributions, Type 3 and Type 5
- Utilizes high efficient Lumiled LED's.
- Operating temperatures: -30°C ~ 60°C.
- Driver: Constant current, 120~277v or 480v
- 10Kv Surge Protector. (standard)
- 0-10 Dimming Driver, Photo Cell or Wireless Controls (Optional)

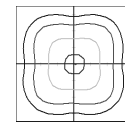
CONSTRUCTION

- Housing is Heavy-Duty CAST Aluminum.
- 3 Mil Powder Coating finish (standard).
- Frosted Acrylic Lens (FAL) (Standard)
- Silicone Gasket to Prevent Leakage and provide Weather-Tight Protection
- Mounting: 2" 3/8 or 3" OD, Tenon or Round Pole (Standard)

Optic Distribution.



Type 3 (T3)




Type 5 (T5)

Example: CLP-257-1-30CLED-T2-40K-MV-FAL-T3-BRZ-PC

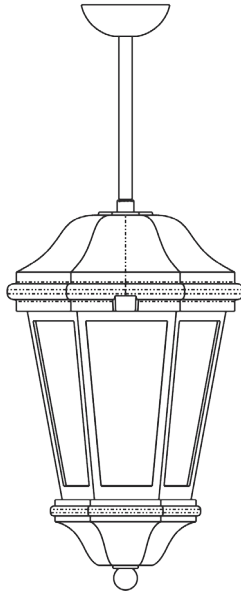


Cat #	Wattage	Light Dist.	Color Temp.	Voltage	Lens	Mounting	Color	Options
CLP-257-1	10W (10CLED)	Type 3 (T3)	3000K (30K)	120-277V (MV)	Clear Seedy Acrylic (CSA)	Post Top 2" 3/8O.D (T23)	Black (BLK)	Photo Cell (PC)
	20W (20CLED)	Type 5 (T5)	4000K (40K)	480V (HV)	Opal Acrylic Lens (OAL)	Post Top 3"O.D (T3)	White (WH)	Wireless Controls (WC)
	30W (30CLED)		5000K (50K)	Frosted Acrylic Lens (FAL)	Pendant Mount Stem (Comes with 1/2 Coupling)	Bronze (BRZ)		
CLP-257-2	40W (40CLED)				Clear Tempered Glass (CTG)	1' (PM1) 2' (PM2) 3' (PM2)	Silver (SIL)	
	60W (60CLED)						Graphite (GPH)	
	80W (80CLED)						Marine Grade (MG)	
CLP-257-3	100W (100CLED)					Chain Hanging Chain		
	120W (120CLED)					1' (CH1) 2' (CH2) 3' (CH3)		
	150W (150CLED)							


Mounting



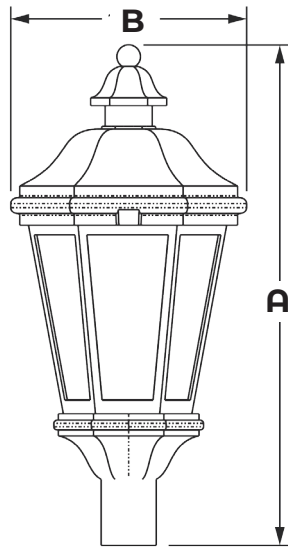
Chain Hanging



Pendant Mount



Pole Mount



Dimensions			
Cat#	A	B	EPA
CLP-257-1	24"	11"	1.1
CLP-257-2	32"	15"	1.76
CLP-257-3	40"	18"	2.1

Cat #	Input Power	Lumen Output	LPW	Color Temp. (CCT)	CRI	Rated Life (L70)	Input Voltage	HID Equivalent	HID Equivalent
CLP-257-1-10CLED	15W	1938	189	5000K	70+	>200,000	120-277V	50/60HZ	35W MH
CLP-257-1-20CLED	25W	3650	182	5000K	70+	>200,000	120-277V	50/60HZ	50W HPS
CLP-257-1-30CLED	35W	5222	174	5000K	70+	>200,000	120-277V	50/60HZ	70W PSMH
CLP-257-2-40CLED	45W	6492	162	5000K	70+	>200,000	120-277V	50/60HZ	150W HPS
CLP-257-2-60CLED	65W	8320	136	5000K	70+	>200,000	120-277V	50/60HZ	250W HPS
CLP-257-2-80CLED	85W	10340	129	5000K	70+	>200,000	120-277V	50/60HZ	250W MH
CLP-257-3-100CLED	105W	14640	146	5000K	70+	>200,000	120-277V	50/60HZ	400W PSMH
CLP-257-3-120CLED	125W	16984	141	5000K	70+	>200,000	120-277V	50/60HZ	400W HPS
CLP-257-3-150CLED	155W	20680	137	5000K	70+	>200,000	120-277V	50/60HZ	400W HPS

Proudly Manufactured and Assembled in the USA