


EcoPanel™

LED Backlit Panel



Beyond LED EcoPanel Backlit panels are ultra thin, super bright which offers uniform illumination and excellent energy savings. Our EcoPanel panels deliver soft, ambient lighting in a popular backlit design. EcoPanel is available in 5 Adjustable wattages and 5 Adjustable CCT . The slim profile and energy-saving LED technology makes the EcoPanel the ideal choice for renovation or new construction. It is also suitable for use in commercial buildings, libraries, hospitals, office, hotels, corridors etc.

Product Features

- Available in 2x4
- Up to 125 Lumens per watt
- 5 Adj Wattages 30W/40W/50W/60W/72W
- 5 Adjustable CCT 3K/3500K/4K/5K/6500K
- 0-10V Dimmable
- Uniform light effect with PS Lens
- Recessed / Suspended / Surface mount
- Input Voltage 100-277Vac
- ETL & DLC Listed
- 5 Year warranty



EcoPanel™

LED Backlit Panel



SKU #	Model #	Wattage Adj.	Lumens	CCT Adj.	Size	Input Voltage	Certifications
156995	BLT-BL24-S72-3065	30W/40W/50W/ 60W/72W	9000Lm	3K/3500K/4K 5K/6500K	2'X4'	100-277Vac	ETL & DLC

SKU: 156995 Specifications

Parameter	Description	Value
General Performance	Model #	BLT-BL24-S72-3065
	Wattage Adjustable	30W/40W/50W/60W/72W
	Lumens	Up to 9000LM
	Lumen Efficacy	Up to 125LM/W
	Color Temperature	3000K / 3500K / 4000K / 5000K / 6500K
	CRI (Ra)	>80
	Beam Angle	120° Degree
	Diffuser Type	PS Cover
Electrical	Input Voltage	100-277Vac
	Frequency	50/60Hz
	THD	<10%
	Dimming	0-10V Dimmable
	Power Factor	≥0.95
	Flicker Free	Yes
Physical	Driver Model	N/M
	Operating Temperature	-20°C ~+35°C
	Operating Humidity	20% - 75%
	Storage Humidity	N/A
	LED Brand	Everfine
	LED Type	SMD2835
	LED QTY	90x2
Qualification	Housing	Metal Housing + PS Cover
	Housing Color	White
	IP Rating	IP20
	Warranty	5 Year warranty

LED BACKLIT PANEL

EcoPanel™


LED Backlit Panel

Optional Accessories

2'x4'



2'x4'



Surface Mounting Kit



Suspension Kit



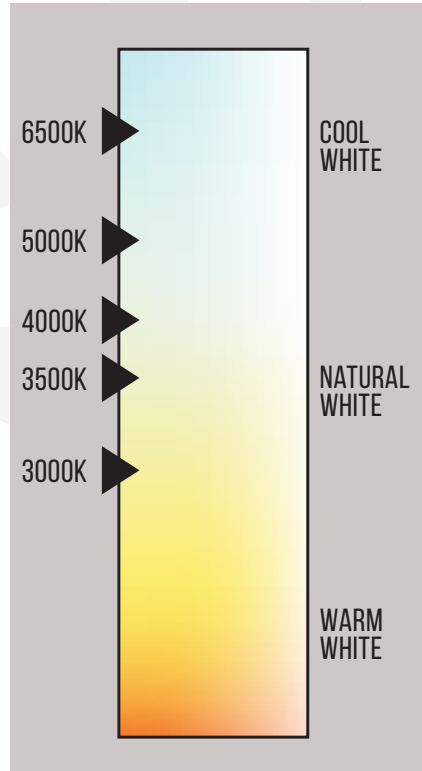
Optional
Emergency Driver

EcoPanel™

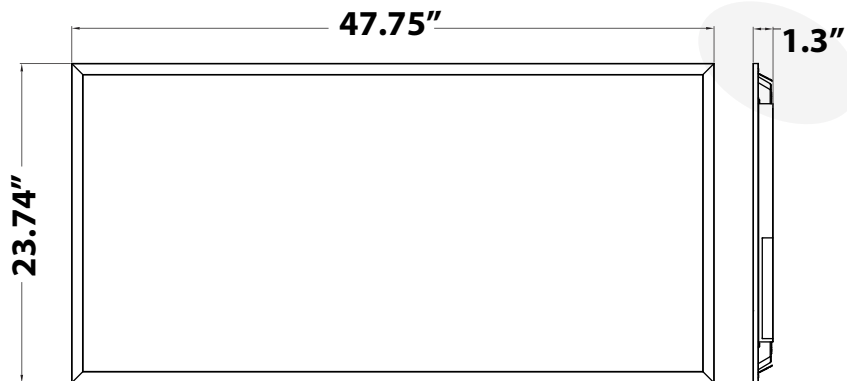
LED Backlit Panel



Correlated Color Temperature (CCT)



Dimensions

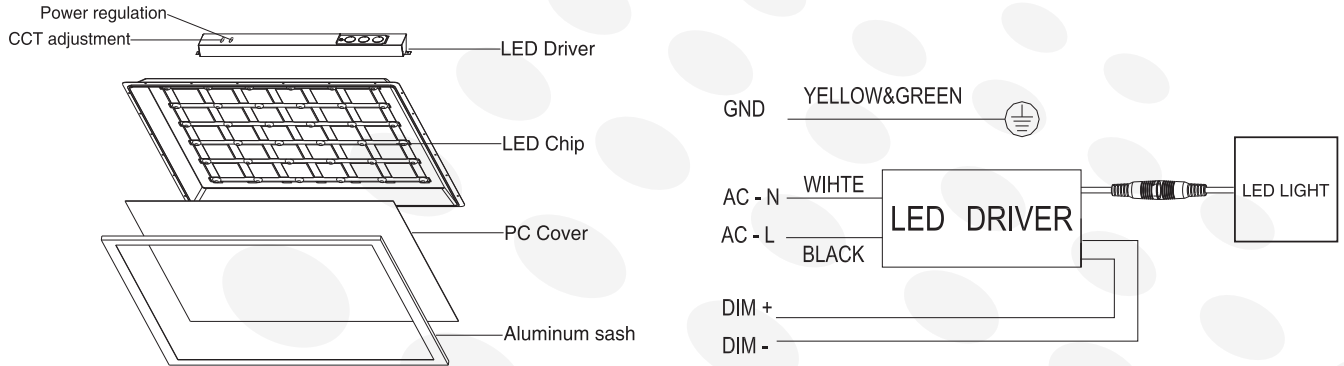




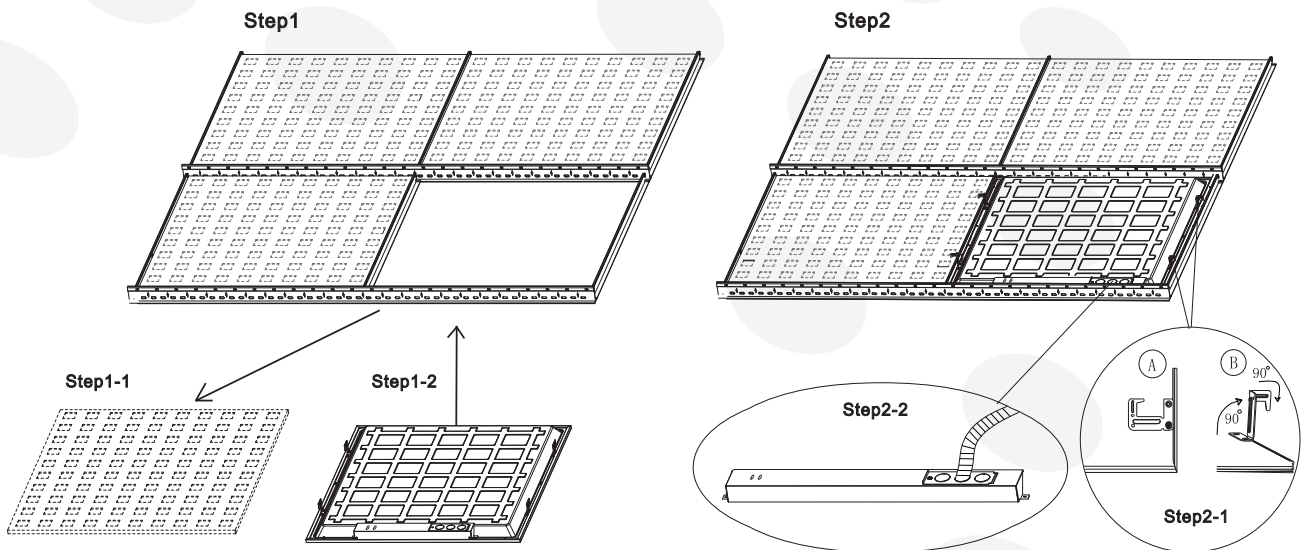
EcoPanel™

LED Backlit Panel

Installation



INSTALLATION INSTRUCTION



Step 1: Make sure of all the power is off before installing. Remove the one ceiling tile that you need to install light fixture on. Then place the light fixture on the T-bar carefully and make sure it is correctly in place and secure.

Step 2: Lift the 4 buckles on the back of the panel up by 90° then bend the top part of the buckles 90° towards the direction where you can anchor the light fixture to the T-bar.

Step 3: Place the driver on top of the lighting fixture in the back. Connect the cable between the driver and the lighting fixture. Open the driver's junction box and connect the AC wire to the driver correctly (L=black & N=white)

Warning:

Make sure all the power is off before installation.

All the installations are required to be done by professionals.

EcoPanel™

LED Backlit Panel



Packaging

SKU #	Size	Dimension	Qty	Net Weight	Gross Weight
156995	2 x 4	49.6x6.10x25.6	4 Pcs/Ctn	35.3 LBS	39.7 LBS

Application



LED BACKLIT PANEL

Warranty

5 Year Warranty