



Solar LED light



Features:

1. The lamp use integrated aluminum structure design, with best heat dissipation and long life time
2. Using LUXEON 3030 lamp beads, the whole lighting effect is up to 200lm/W;
3. The solar panel is made of Monocrystalline silicon, with a higher conversion efficiency, up to 24%, and a service life of up to 25 years,
4. Using the most advanced MPPT tracking control technology to improve system efficiency and reduce costs;
5. It has functions of light control, time control, dimming, intelligent power saving;
6. Solar controller built-in lightning protection module;
7. Adopting advanced 32135 LiFeP04, Charging and discharging 2200 cycles, with more than 25 years life time.
8. 365 days uninterrupted power.
9. **Three control model:** Time control + light sensor control + motion sensor control

Time control: It can be divided into 5 time periods, which is more humane and energy-saving;

Light sensor control: When the evening comes, when the solar panel battery voltage is lower than 3V, the lamp will automatically turn on;

Motion sensor control: A motion-sensing energy-saving mode. When a moving object is sensed, the lamp will have 100% brightness; when no moving object, the lamp will be in a low-power and energy-saving state, with a brightness of 10%-100% (can be set)

PERFORMANCE

Model NO	Wattage	Battery	Solar Panel	Luminous flux(lm) (Max)	Kelvin Options
LS-SLS100W	100W	32135 LiFeP04 3.2V 105 Ah(336Wh)	100W /6V monocrystalline silicon (Life span of 25 years, 80% efficiency)	9000LM	5700K

Date:..... Location:

Product:..... Project:.....

Quantity:..... Catalog:

SUITABLE APPLICATIONS

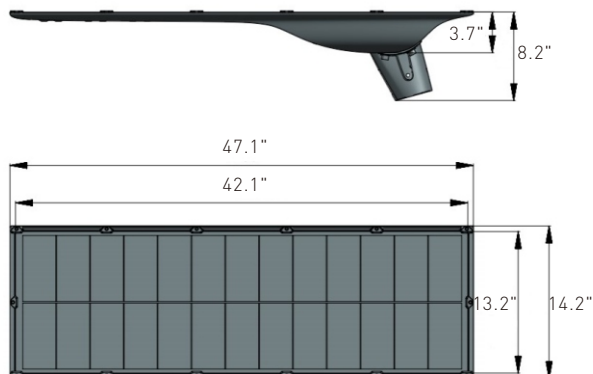
- Suitable for the street lighting
- sidewalk lighting
- roadway lighting
- fence lighting
- pathway lighting
- campus lighting
- park lighting
- garden lighting
- ramp lighting
- boat dock lighting
- remote area lighting
- farm & ranch lighting

Electric Characteristic

Specification/Model	LS-SLS100W
Battery	32135 LiFeP04 3.2V 105 Ah(336Wh)
Beam angle	150*65°
Pole diameter	60/76MM
Light output(Max)	100W
Luminous flux(lm)(Max)	9000lm
Color Temperature	Pure white:5000-6500K Neutral white:4000-4500K
Solar panel	100W /6V monocrystalline silicon (Life span of 25 years, 80% efficiency)
CRI	>70
Chip Brand	LUXEON 3030
LED Quantity(PCS)	200
Control Model	Time control + Light sensor control + Motion sensor control
Operating time	Full power >12 hours ,Intelligent mode 1-2 days (Affected by local use environment and sunlight)
Material	Aluminum
Luminous efficiency(lm/w)	>200
IP Rating	IP66
Light body color	Black/Grey
Installation height	6-8M
Warranty	2 years

Default Mode	Delay Time	Motion Brightness	No Motion Brightness
TIME 1 (4hrs)	5 seconds	100%	15%
TIME 2 (4hrs)	3 seconds	50%	15%
TIME 3 (8hrs)	3 seconds	30%	15%

Electric Characteristic



PRODUCT ORDERING GUIDE

LS - SLS 100W
1 2 3

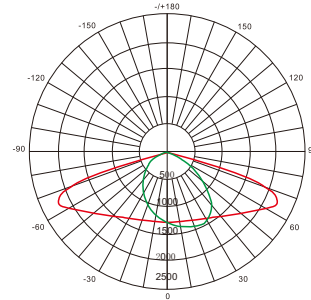
LS - SLS - 100W

LS Company name

SLS Solar LED light

100W Power Output

DISTRIBUTION DIAGRAM

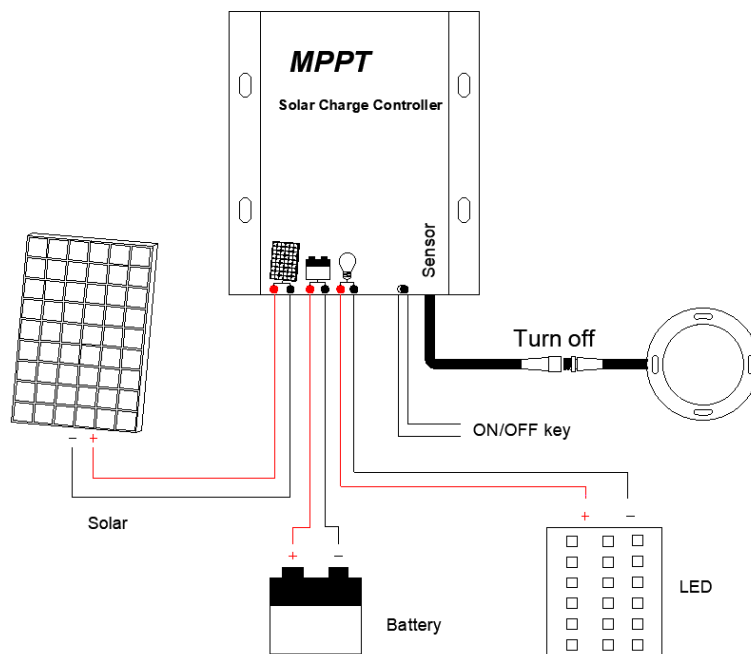


AVERAGE BEAM ANGLE(50%): 130°

Test Number:LS-SLS100W
Lumens: 9000 LM
Test Number:100W
Test Number:5700K

UNIT:CD
- C0/180, 157
- C30/210, 128.2
- C60/240, 87.5
- C90/270, 79.9

Lamp internal wiring diagram:



9. Warning:

1. Do not install in high temperature, closed and non-ventilated areas;
2. The installation location should not be installed under the tree or the place where there are obstructions. The solar panel must be exposed to sunlight in all directions;
3. When the product is stored in the warehouse, it needs to be charged and discharged every 3 months;
4. When the product is faulty, you need to find a professional to deal with it;
5. Eliminate scrapped products, must be handed over to the relevant departments for Centralized processing.

Installation Instructions

Solar LED Street Light

➤ User Instructions

- ① When open the package please assure that the light is perfect without any damage. If any damage is found, do not install the product;
- ② The storage environment temperature of the lamp: -10° to $+35^{\circ}$, and the working environment temperature: -10° to 45° ;
- ③ The installation location must have sufficient illumination without obstructions, and the normal effective illumination time is 6-8h;
- ④ Normal light is sufficient, under normal charge and discharge conditions, the warranty is 3 years;
- ⑤ Do not install in high temperature, closed and non-ventilated areas;
- ⑥ The installation location should not be installed under the tree or the place where there are obstructions. The solar panel must be exposed to sunlight in all directions;
- ⑦ When the product is stored in the warehouse, it needs to be charged and discharged every 3 months;
- ⑧ When the product is faulty, you need to find a professional to deal with it;
- ⑨ Eliminate scrapped products, must be handed over to the relevant departments for Centralized processing.

➤ Installation Instruction

It is suggested that the LED street lights should be installed by specialized persons according to the instructions.


Step 1: Turn on the light

- Press the button “on/off” with the hand can turn on the solar led street light. Kindly reminder: Press the switch down is ON, Press the switch up is OFF.



Step 2: Adjust the light angle

- Torsion loose the two hexagonal screws of M8 on the street lights bracket ,adjust the lamp angle as customer requested and then screw the hexagonal screws of M8 on the street lights bracket with wrench until Tightened.




Step 3: Fasten the light to the pole by the bolt

- The pole diameter is $60\pm 2\text{mm}$ and the length of connective part is 100-105mm. Torsion loose the three hexagonal screws of M8 on the top of bracket ,fasten the light to the pole and then screw the hexagonal screws of M8 with wrench until Tightened.



Top mounted

Step 4: You can see the indicator light flashes inside the microwave sensor, the lights will turn on at night. Then the installation is done.



Solar panel charges in sunny daytime. Light works at night with the power stored by battery



When people leaves 8-10M away, after set times, the light will dim to set brightness



When people comes 8-10M near, the light will turn on with full brightness