



ORRA™

Architectural Flood Light



SKU #	DLC Model #
157042	AST-FLE01-80WB35DA1-abcdW30/40/50

SKU #	Model #
157072	BLT-FLE01-75WRGBW35SA2-abcd

The ORRA Architectural Floodlight by Beyond LED Technology offers advanced lighting solutions with two versatile models. The CCT adjustable model allows both wattage and color temperature (CCT) adjustments, with adjustable wattages of 40W, 60W, and 80W for optimal control. The RGBW model, available in a 75W option, offers vibrant, customizable colors for accent lighting, signage, and special effects, controlled via the Tuya app and Bluetooth. Both models provide exceptional brightness and energy efficiency. Designed for durability with an IP65 rating, the ORRA is ideal for both commercial and residential applications, with a 35° beam angle for focused illumination of architectural features and landscapes.

Product Features

- Up to 157 lm/W
- Adjustable wattage (CCT model)
- RGBW model: 75W with Bluetooth
- 35° Beam Angle
- Built-in 10KV surge protector
- U-bracket included
- Bronze housing
- Input voltage 120-277V
- UL Listed
- 5-year warranty



Architectural Flood Light

SKU	ADJ. WATT	MAX LUMENS	ADJ. CCT	INPUT VOLTAGE	CRI	LIGHT SPREAD	CONSTRUCTION	BLUETOOTH	DIMMING	IP RATING	CERTIFICATIONS
157042	40W/60W/80W	12560	3000K/4000K/5000K	120-277V	>80	35°	Die-cast Aluminum+ clear Tempered glass	-	0-10V	IP65	UL & DLC
157072	75W Single Watt	RGBW	RGBW	120-277V	>80	35°		Yes	Bluetooth Dimming	IP65	UL

SKU: 157042

Specifications

Parameter	Description	Value
General Performance	Model No.	AST-FLE01-80WB35DA1-abcdW30/40/50
	Adjustable Watt	40W / 60W / 80W
	Max Lumens	12560
	Lumen Efficacy	Up to 157LM/W
	Color Temperature	3000K / 4000K / 5000K
	CRI (Ra)	>80
	Light Spread	35°
	Input Voltage	120-277Vac
Electrical	Distribution Pattern	Clear Tempered Glass
	Frequency	50/60Hz
	Dimming	0-10V
	PF (Tolerance: -3%)	≥0.9
	THD (Tolerance : +5%)	≤20%
	Flicker Percent	<5%
	Driver Brand	LIFUD
	Driver Model	LF-FAA100 /LF-FAC100
Physical	Driver Surge Protection	L/N-PE: 6kV, L-N: 6kV
	Operating Temperature	-40°C TO 50°C
	Storage Temperature	-40°C TO 80°C
	Operating Humidity	20% - 90% RH
	Storage Humidity	20% - 90% RH
	LED Brand	Lumileds
	LED Type	2835
	LED QTY	176 PCS
Qualification	Construction	Die-cast aluminum
	Housing Color	Bronze
	IP Rating	IP65
	Warranty	5 Years



ORRA™

Architectural Flood Light

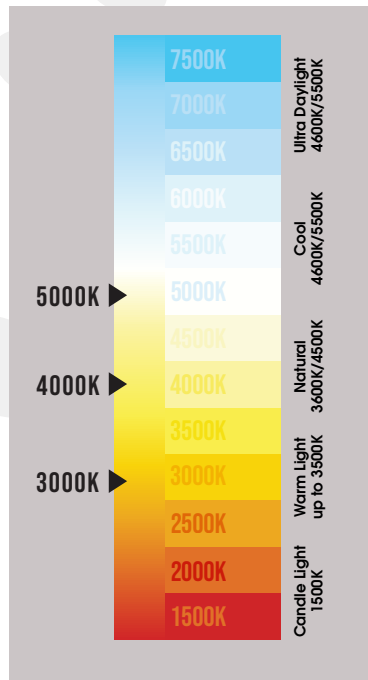
SKU: 157072

Specifications

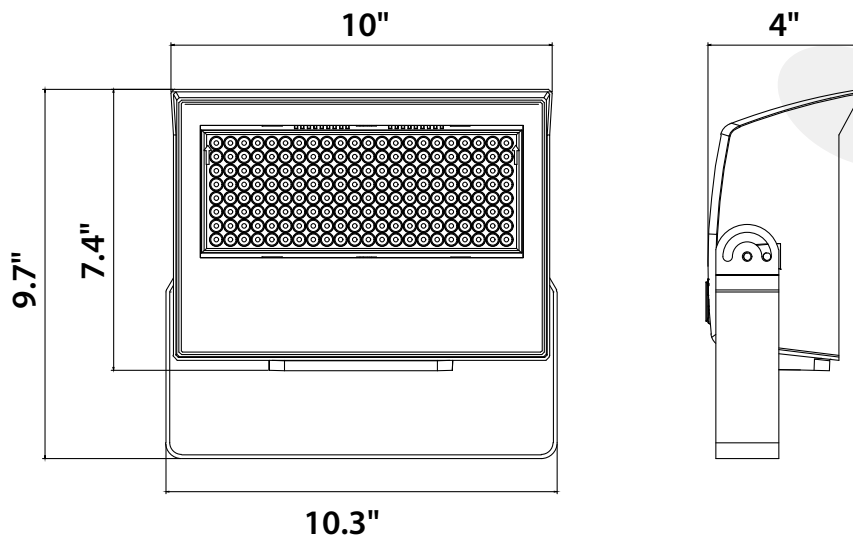
Parameter	Description	Value
General Performance	Model No.	BLT-FLE01-75WRGBW35SA2-abcd
	Watt	75W
	Max Lumens	RGBW
	Lumen Efficacy	R 920LM G 1690LM B 300LM W 3825LM RGBW 2643LM
	Color Temperature	RGBW
	CRI (Ra)	N/A
	Light Spread	35°
	Input Voltage	120-277Vac
Electrical	Distribution Pattern	Clear Tempered Glass
	Frequency	50/60Hz
	Dimming	Bluetooth Dimming
	PF (Tolerance: -3%)	≥0.9
	THD (Tolerance : +5%)	≤20%
	Flicker Percent	<5%
	Driver Brand	China Brand
	Driver Model	LH-080UDWP
Physical	Driver Surge Protection	L/N-PE: 6kV, L-N: 4kV
	Operating Temperature	-40°C TO 50°C
	Storage Temperature	-40°C TO 80°C
	Operating Humidity	20% - 90% RH
	Storage Humidity	20% - 90% RH
	LED Brand	Lumileds
	LED Type	2835
	LED QTY	176 PCS
	Construction	Die-cast aluminum
Qualification	Housing Color	Bronze
	IP Rating	IP65
	Warranty	5 Years

Architectural Flood Light

Correlated Color Temperature (CCT)



Dimensions





ORRA™

Architectural Flood Light

Photometric Data

Luminaire Property

Luminaire Manufacturer:
Luminaire Category:
Lamp Catalog:
Number of Lamps:
Luminous Length (mm):
Luminous Height (mm):
Current: 0.689 A
Power Factor: 0.994

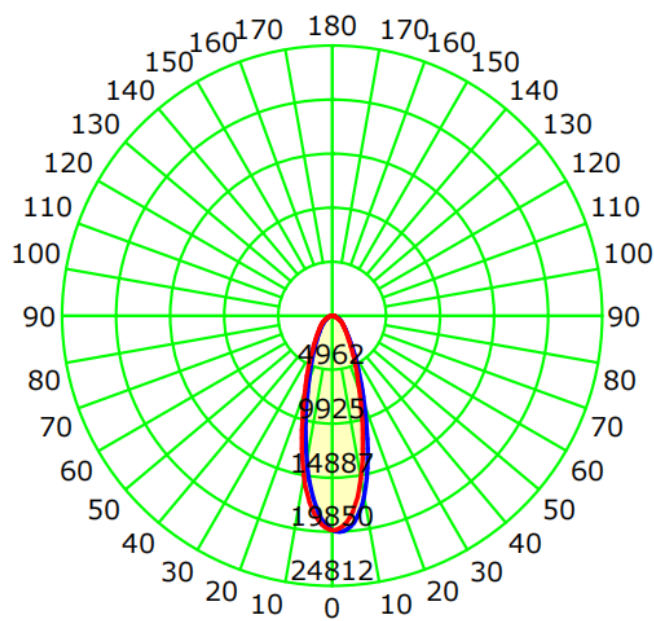
Luminaire Description:
Lamp Description:
Lumens per Lamp:
Luminous Width (mm):
Voltage: 120.0 V
Power: 82.14 W

Photometric Results

IES Classification: Type I
Total Rated Lamp Lumens: 11803.9 lm
Efficiency: 100%
Upward Ratio: 0%
C0r0 Intensity: 19682.66 cd
Pos of Max. Intensity: H0 V2
Beam Angle(C0/C180,C90/C270,C45/C225,C135/315): 32.6, 32.5, 32.5, 32.5

Longitudinal Classification: Very Short
Measurement Flux: 11803.9 lm
Downward Ratio: 100%
Luminaire Efficacy Rating (LER): 143.75
Max. Intensity: 19850.16 cd

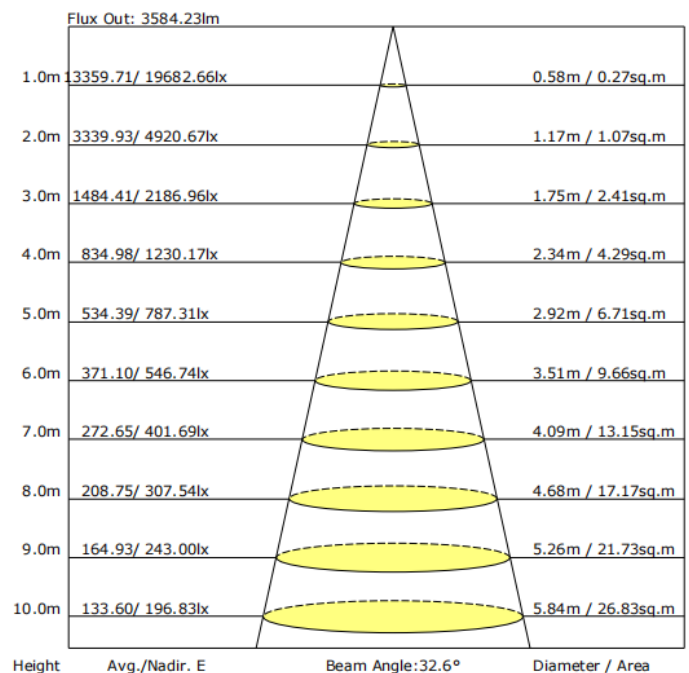
Luminous Intensity Distribution Curve



Unit: cd
Average Diffuse Angle(50%): 32.5°

— C0-C180 — C90-C270

The Average Illuminance Effective Figure





Installation

Cautions:

This is only for the CCT selectable one instead of the RGBW

1. Do not use an electric generator to test LED fixtures.
2. Please abide by related country, regional and local law and regulations when install this fixture.
3. Please turn off the power before installation or maintenance.
4. Proper earth grounding is required to ensure safety.

Notice:

1. To avoid possibility of electrical shock or fire, the installation personnel must have professional electric knowledge.
2. Please wear gloves to avoid injury before installation.
3. If any smoke or spark of the wire happened, please turn off the power immediately and notify relevant personnel.

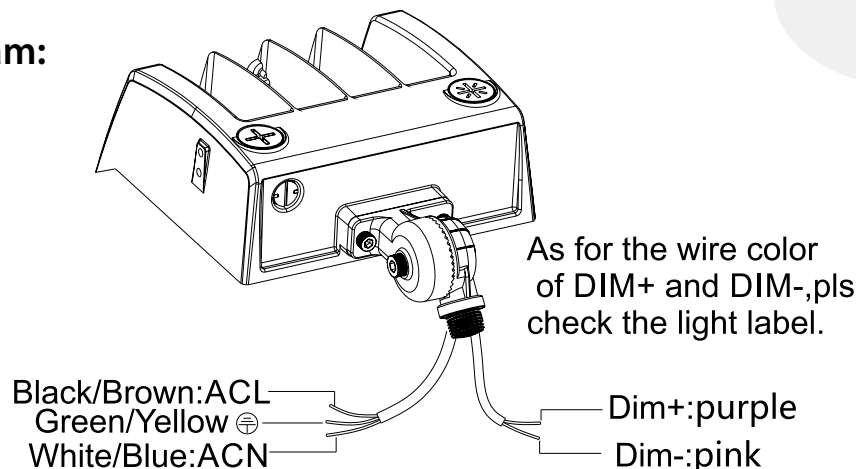
Attention:

1. Please check if there is any damage during shipping. If so, please contact manufacturer timely.
2. Please read the installation instruction carefully to check whether all the accessories are complete. After confirmation, then install the fixture according to installation steps.

Instructions:

1. This product has dimming function.
2. 2 dimming functions are available in this LED light:
 - (1). Constant current can be achieved by 0-10VDC dimming.
 - (2). Variation of resistance unit dimming(Please choose the appropriate dimming way according to your needs. You can also choose not to use this function).

Wiring Diagram:





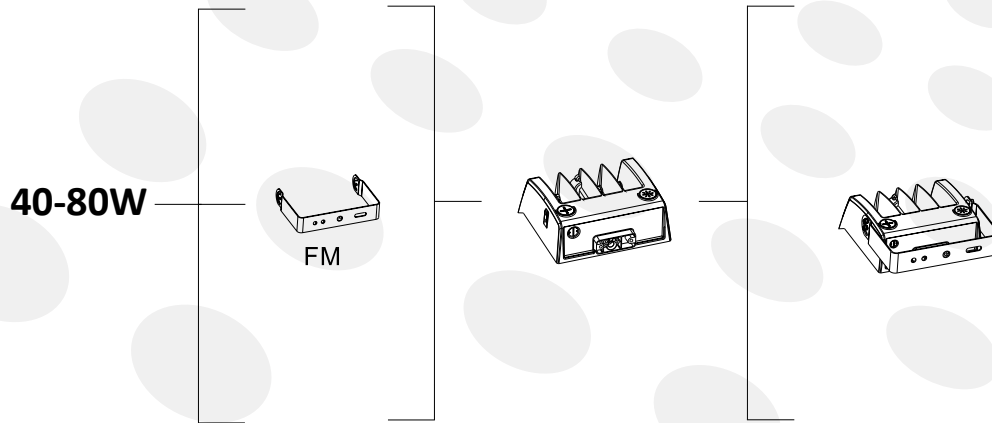
ORRA™

Architectural Flood Light

Installation

Brackets and Installation Instructions

1. There is U-Bracket for this fixture. The following is flood fixtures with U-Bracket.

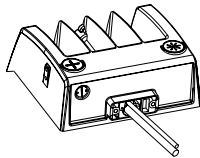


Installation 1. U-Bracket

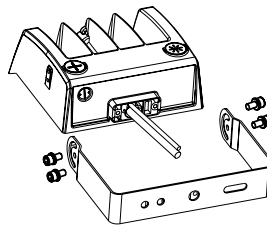
**Installed with U-Bracket (suitable for all power of this fixture)
(suitable for 40W, 60W, 80W)**

Step 1: Take the lamp out of package. (figure 1.1)

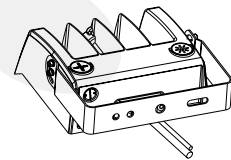
Step 2: Tighten the brackets and screws. (figure 1.2)



(figure 1.1)



(figure 1.2)



Installed with whole fixture (suitable for all power of this fixture)

Step 1: Take the fixture out of package.

Step 2: Finish the wire connection according to the right mode of connection (pay attention to positive wire, negative wire, and ground wire). (figure 1.3)

Step 3: Loosen screw; Adjust fixture angles as per actual demands and tighten screws later. (figure 1.4), Tips: Angles of the fixture is adjustable



Installation

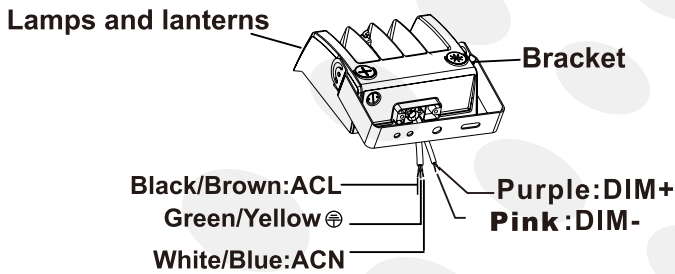


figure 1.3

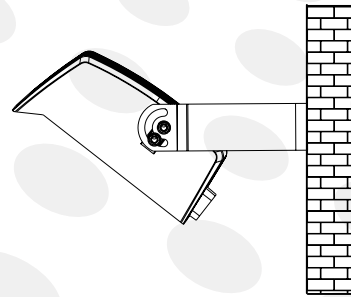


figure 1.4

Installation 2: Function adjustment

Step 1: Open the metal plug and plastic plug counterclockwise with a screwdriver

Step 2: (figure 6.1), then slide the switch up and down to adjust the power controller, CCT controller or photocell controller in your demand. (figure 6.2)

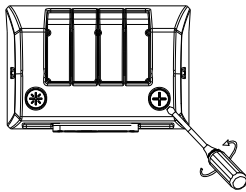


figure 2.1

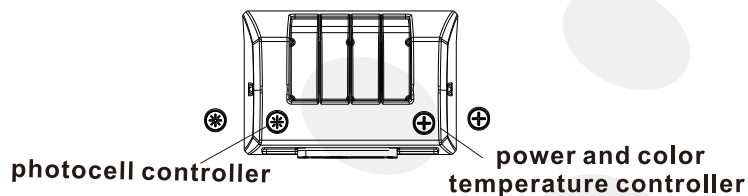


figure 2.2

Step 3: After adjusting the required control function (figure 2.3), tighten the metal plug and the plastic plug clockwise (figure 2.4).

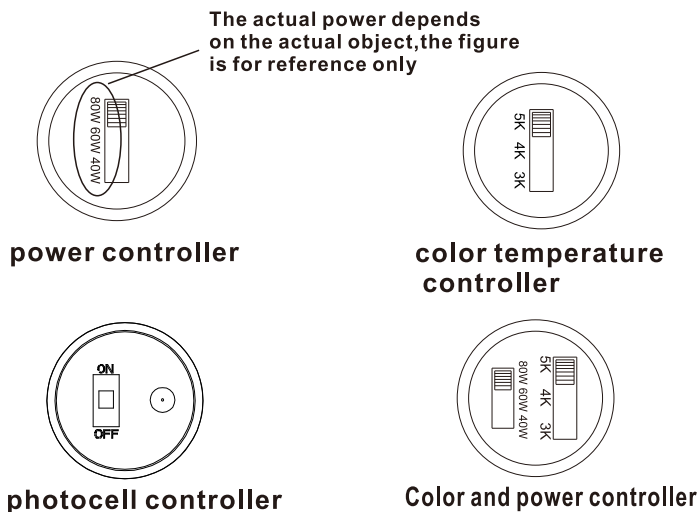


figure 2.3

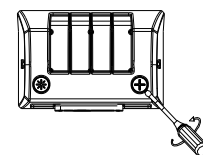


figure 2.4



Architectural Flood Light

Installation

Installation 3: Optical Angle Adjustment

1. Take the lamp out of the packing box, take out the handle configured in the packing box and insert it into the slot of the knob. (figure 3.1)

Please note that this light only with 35°, can't change optical angle

- Please turn off power before install or change assembly parts.
- The input voltage and lamps should be matched, after connecting the power line, Please make sure the wiring section is insulated.
- No-professionals, must not install and disassemble the lamps.

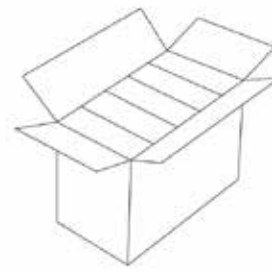
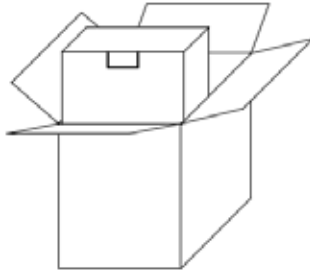
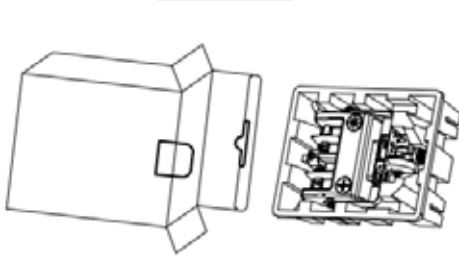
Troubleshooting

Troubles	Check Points
Flickering of the light	Turn off the power and turn on again in 3 minutes. If same phenomena occur, then call agencies.
Not Working	Please check the connection



Packaging

SKU	Box Type	Box Dimension	Qty	Net Weight	Gross Weight
157042	Inner	12.40" x 5.11" x 13.58"	1 PC/Box	5.07LBS	6.88LBS
157042	Outer	26.38" x 12.80" x 14.17"	5 PCS/Box	25.3LBS	34.32LBS
157072	Inner	12.40" x 5.11" x 13.58"	1 PC/Box	6.83LBS	8.07LBS
157072	Outer	26.38" x 12.80" x 14.17"	5 PCS/Box	34.83LBS	40.34LBS





ORRA™

Architectural Flood Light

Application Image



ORRA™

Architectural Flood Light



Application Image



ARCHITECTURAL FLOOD LIGHT

Warranty

This product is covered under a 5-year warranty